



HONDA

CB125K5



4

PARTS LIST

HONDA GENUINE PARTS

©1976 HONDA MOTOR CO., LTD.

208

PARTS LIST

FOR

HONDA

CB125K5

FOREWORD

This parts list contains all the spare parts for the CB125K5 model and is to be used when ordering spare parts.

On placing your order, please forward frame number for frame parts and engine number for engine parts together with your order.

The reason for this is that it is necessary to verify that the parts being ordered are applicable to the model series intended.

No supplement to this parts list will be issued. In case of any change to its content, no notification or supplement will be issued for this parts list. However, a revised edition of this parts list will be issued to maintain it up-to-date. The revised edition can be identified by the revision No. on the cover. To check the latest parts list revision, please contact your nearest distributor.

March 1, 1974.

HONDA MOTOR CO., LTD.

GROUP INDEX

INSTRUCTION
FOR
USE OF PARTS LIST

1 ~ 4

ENGINE GROUP

8 ~ 45

FRAME GROUP

46 ~ 105

PART NO. INDEX

107 ~ 113

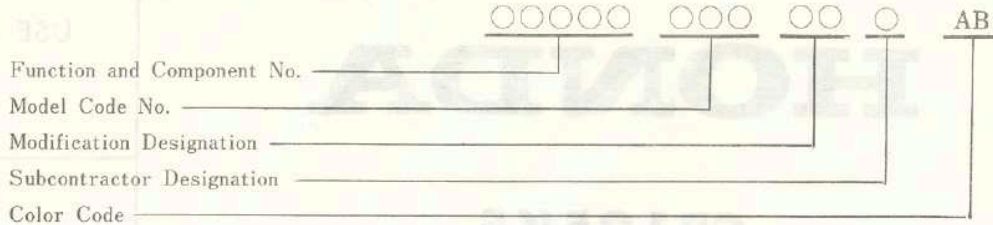
INSTRUCTION FOR USE OF PARTS LIST

DESCRIPTION OF PARTS LIST

1. Make-up of the Part Number

The following example is the definition of part number.

(Example)



2. Abbreviations

The following abbreviations are used in this parts list.

ASSY.	Assembly	W	Watt
COMP.	Complete	KPH	Kilometer
R.	Right	MPH	Milemeter
L.	Left	L(100L)	Link(100 Links)
STD.	Standard	A.C.	Alternating current
MM	Millimeter	D.C.	Direct current
G	Gram	IN.	Inlet
T(22T)	Tooth(22 Teeth)	EX.	Exhaust
A	Ampere	FR.	Front
V	Volt	RR.	Rear

3. Dimensions

All dimensions are in millimeters except for the steel balls and wheels.

Parts	Example	Interpretation
Bolt (Screw)	6×12	6mm diameter, 12mm length
Pin	8×14	8mm diameter, 14mm length
O-Ring	9.5×1.6	9.5mm diameter, 1.6mm thickness
Oil seal	14×24×5	14mm inside diameter, 24mm outside diameter, 5mm thickness
Tube	5×130	5mm inside diameter, 130mm length

4. Quantity used

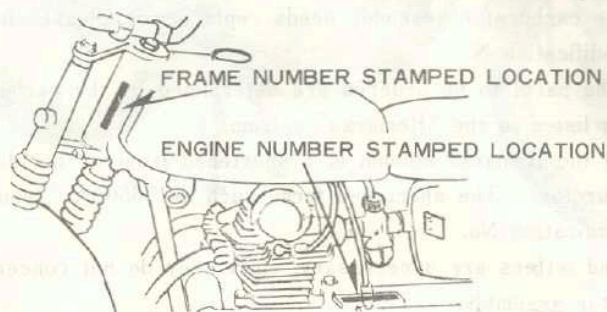
In the column "Reqd.No." is shown the quantity of parts used in the respective group.

5. Applicable Serial Number

If there is a production change to a part, the frame serial number to which this part become effective will be indicated in the "Serial No." column. However, in case the part is used from the initial serial number, its applicable serial number is not shown. The initial serial number for model is as follows.

Model	Area code	Type	Initial Serial Engine No.	Initial Serial Frame No.
CB125K5	F	France	CB125E-5006818~	CB125-5006817~
	G	Germany	CB125E-5006819~	CB125-5006818~5048692
	ED	European Direct	CB125E-5006820~	CB125-5006819~5037174
	DK	General Export (KPH)	CB125E-5006821	CB125-5006835~5051937
	DM	General Export (MPH)	CB125E-5006821~	CB125-5006835~5051957

The serial number is stamped on the following location.



6. Color code

The following table indicates the color descriptions of the color codes which are listed in the text.

Color code	Color Description
B	Brack
H X	Light ruby red
L X	Candy gold custom
MU	Mariana blue metallic custom
XW	Chrome plate
KW	Light ruby red & Black
MZ	Candy gold custom & Black
MY	Mariana blue metallic custom & Black

7. The part number described under the part description supersedes the part number ahead.

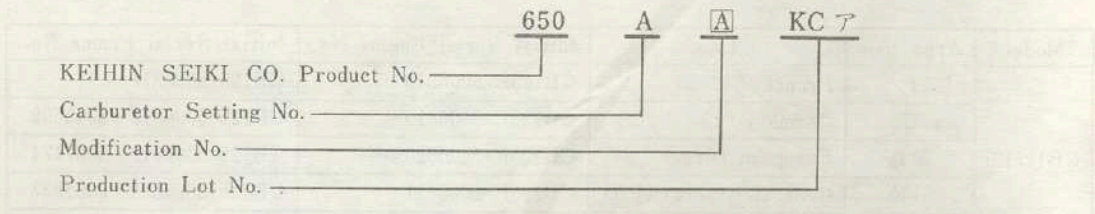
8. This parts List is compiled as of September 20, 1976.

9. Applicable carburetor identification number

The changes to the carburetor assembly and its component parts are indicated by the carburetor identification number.

The identification number is stamped as shown below.

(Example)



The modification No. indicates changes to the carburetor assembly and/or its component parts. The alphabetical letterings framed in a square and when there are any changes to the carburetor, it is advanced in sequence.

When any part of the carburetor assembly needs replacement, please check only the product No. and the modification No.

Parts numbers for the parts to be ordered are determined by the carburetor identification number which is listed in the "Remarks" column.

The number listed in the Remarks column is a shortened form of the identification No. stamped on the carburetor. The shortened form, such as "650 A", consists of the product No. and the modification No.

All other numbers and letters are unnecessary, since they do not concern the changes made to the carburetor assembly.

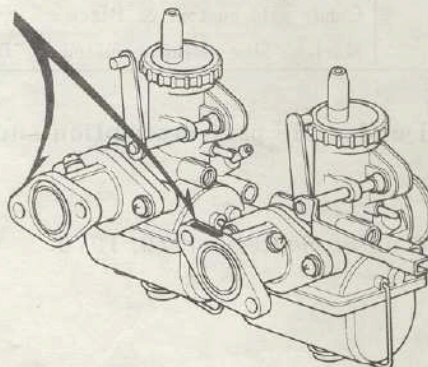
Refer to the following examples.

(Example)

No information	Applicable for use on all carburetors.
650 A	Applicable only for use on 650 carburetors designated as A.
650 A /	Applicable for use on 650 carburetors designated as A or subsequent letters.
650 A / 650 C	Applicable for use on 650 carburetors designated from letters A through C.

The number is stamped on the carburetor at the following location.

CARBURETOR NUMBER
STAMPED LOCATION



CONTENTS

ENGINE GROUP

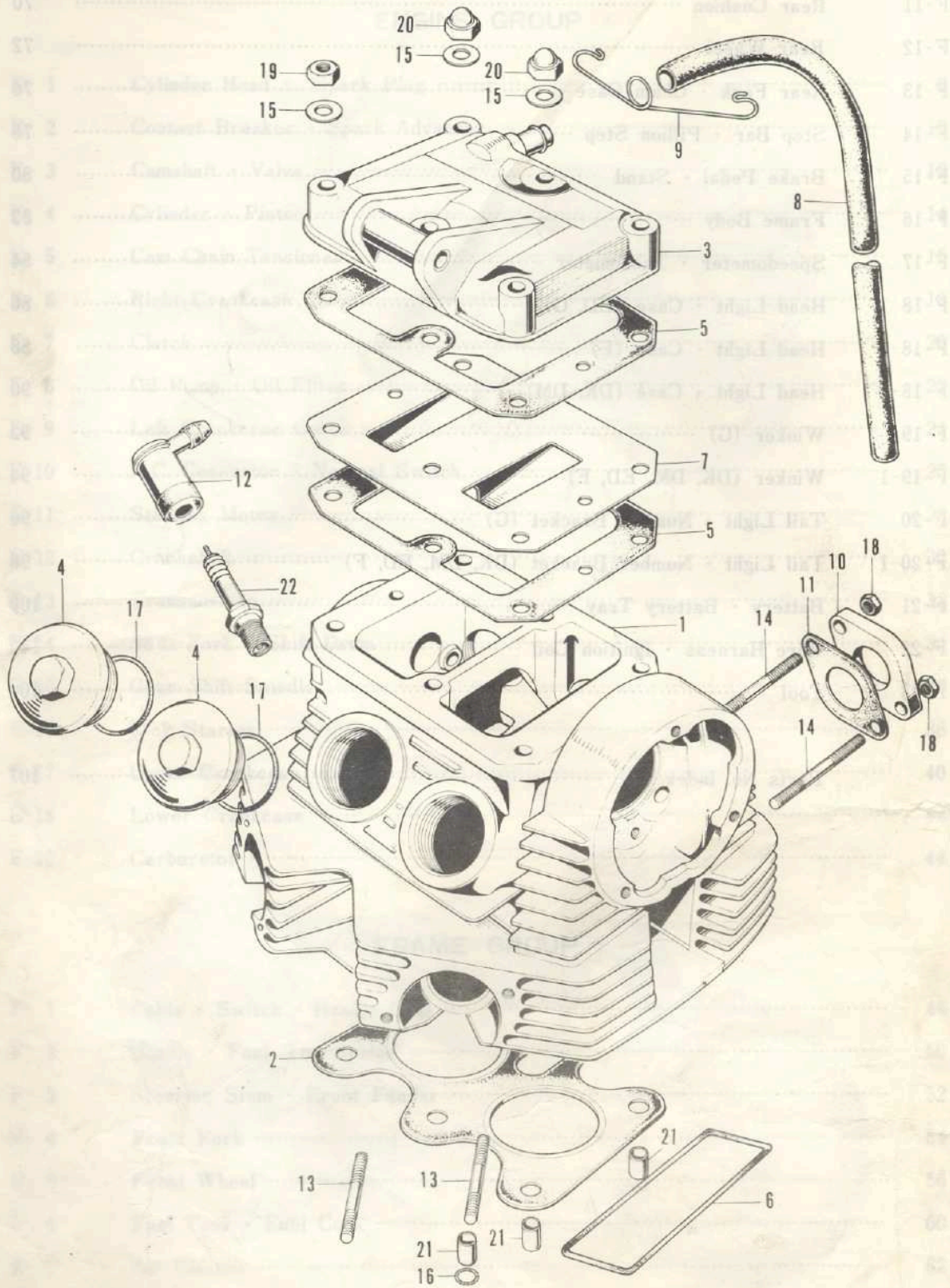
E- 1	Cylinder Head · Spark Plug	8
E- 2	Contact Breaker · Spark Advancer	10
E- 3	Camshaft · Valve	12
E- 4	Cylinder · Piston	14
E- 5	Cam Chain Tensioner	16
E- 6	Right Crankcase Cover	18
E- 7	Clutch	20
E- 8	Oil Pump · Oil Filter	22
E- 9	Left Crankcase Cover	24
E-10	A.C. Generator · Neutral Switch	26
E-11	Starting Motor	28
E-12	Crankshaft	30
E-13	Transmission	32
E-14	Shift Fork · Shift Drum	34
E-15	Gear Shift Spindle	36
E-16	Kick Starter	38
E-17	Upper Crankcase	40
E-18	Lower Crankcase	42
E-19	Carburetor	44

FRAME GROUP

F- 1	Cable · Switch · Handle Grip	46
F- 2	Handle · Fork Top Bridge	50
F- 3	Steering Stem · Front Fender	52
F- 4	Front Fork	54
F- 5	Front Wheel	56
F- 6	Fuel Tank · Fuel Cock	60
F- 7	Air Cleaner	62
F- 8	Exhaust Muffler	64

F- 9	Double Seat	66
F-10	Rear Fender · Tool Box	68
F-11	Rear Cushion	70
F-12	Rear Wheel	72
F-13	Rear Fork · Chain Case	76
F-14	Step Bar · Pillion Step	78
F-15	Brake Pedal · Stand	80
F-16	Frame Body	82
F-17	Speedometer · Tachometer	84
F-18	Head Light · Case (ED, G)	86
F-18-1	Head Light · Case (F)	88
F-18-2	Head Light · Case (DK, DM)	90
F-19	Winker (G)	92
F-19-1	Winker (DK, DM, ED, F)	94
F-20	Tail Light · Number Bracket (G)	96
F-20-1	Tail Light · Number Bracket (DK, DM, ED, F)	98
F-21	Battery · Battery Tray	100
F-22	Wire Harness · Ignition Coil	102
F-23	Tool	104
	Parts No. Index	107

E-1 Cylinder Head • Spark Plug



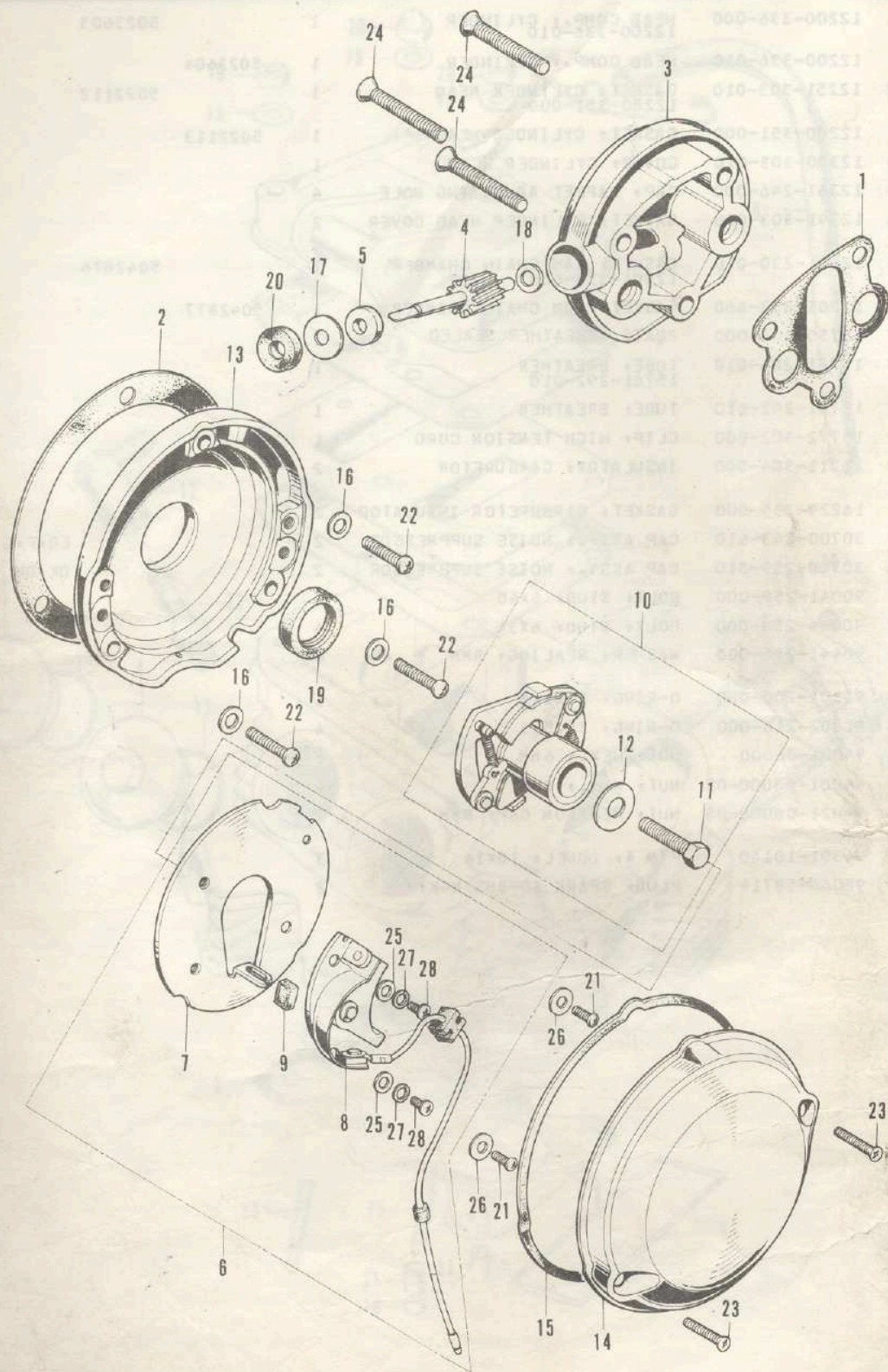
E-1 Cylinder Head · Spark Plug

Ref. No.	Part No.	Description	Reqd. No. CB125K5	Serial No.	Area Code
1	12200-336-000	HEAD COMP., CYLINDER 12200-336-010	1	5023603	
	12200-336-010	HEAD COMP., CYLINDER	1	5023604	
2	12251-303-010	GASKET, CYLINDER HEAD 12280-351-000	1	5022112	
	12280-351-000	GASKET, CYLINDER HEAD	1	5022113	
3	12300-303-010	COVER, CYLINDER HEAD	1		
4	12361-246-000	CAP, TAPPET ADJUSTING HOLE	4		
5	12391-303-000	GASKET, CYLINDER HEAD COVER	2		
6	12901-230-010	GASKET, CAM CHAIN CHAMBER 12901-353-660	1	5042876	
	12901-353-660	GASKET, CAM CHAIN CHAMBER	1	5042877	
7	15755-303-000	PLATE, BREATHER SEALED	1		
8	15761-286-010	TUBE, BREATHER 15761-292-010	1		
	15761-292-010	TUBE, BREATHER	1		
9	15772-302-000	CLIP, HIGH TENSION CORD	1		
10	16211-304-000	INSULATOR, CARBURETOR	2		
11	16229-235-000	GASKET, CARBURETOR INSULATOR	2		
12	30700-243-610	CAP ASSY., NOISE SUPPRESSOR	2		ED, F, G
	30700-259-810	CAP ASSY., NOISE SUPPRESSOR	2		OK, DM
13	90041-259-000	BOLT, STUD, 6X40	4		
14	90044-259-000	BOLT, STUD, 6X36	4		
15	90441-286-000	WASHER, SEALING, 8MM	6		
16	91301-200-000	O-RING, 10X1.6	1		
17	91302-216-000	O-RING, 35.5X3	4		
18	94001-06000	NUT, HEX., 6MM	4		
19	94001-08000-0S	NUT, HEX., 8MM	4		
20	94021-08000-0S	NUT, HEXAGON CAP, 8MM	2		
21	94301-10140	PIN A, DOWEL, 10X14	3		
22	98066-58714	PLUG, SPARK (D-8HS NGK)	2		

ENGINE GROUP

E-2 Contact Breaker • Spark Advancer

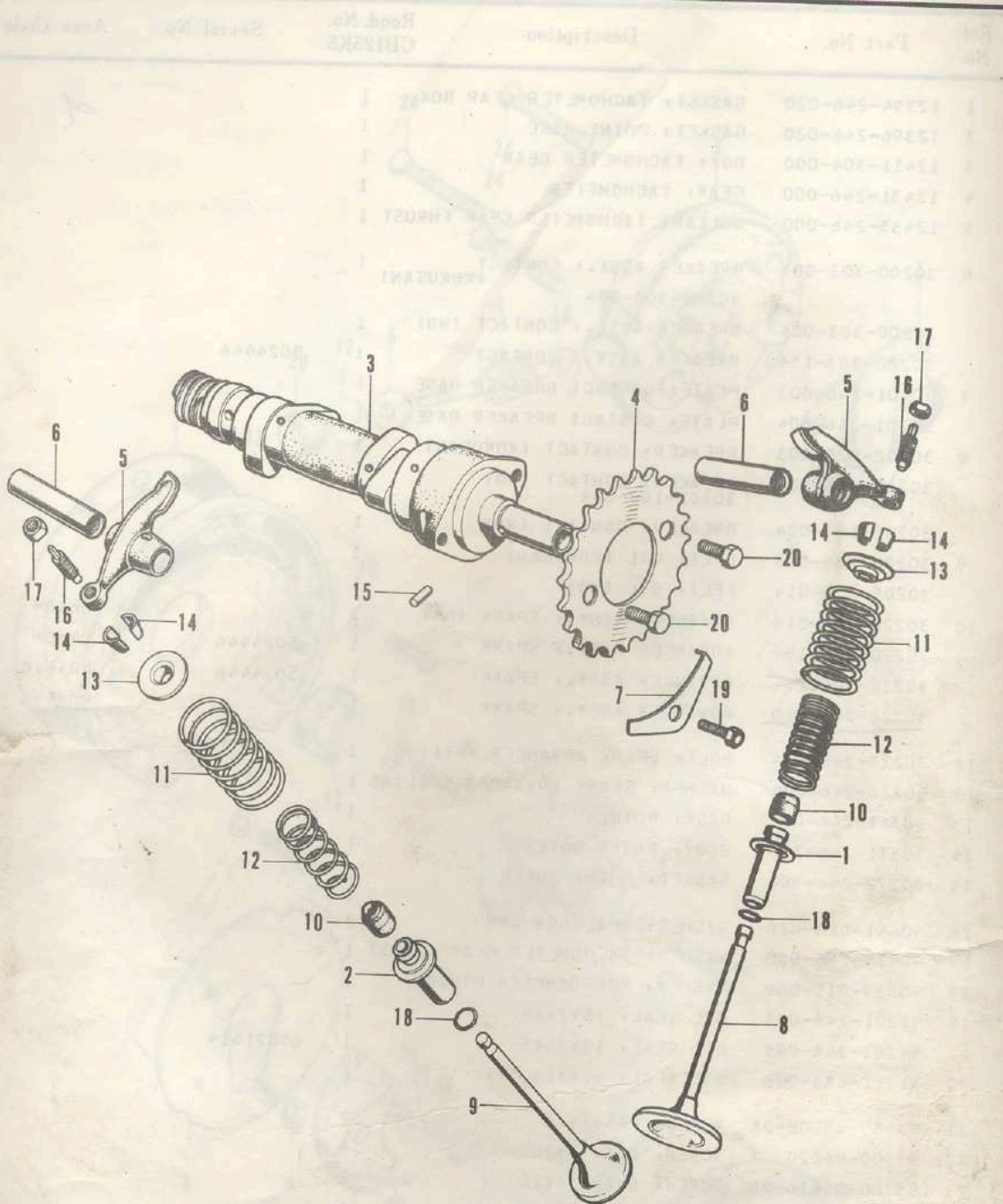
Part No.	Description	QTY	Part No.	Description	QTY
1	...	1	1
2	...	1	1
3	...	1	1
4	...	1	1
5	...	1	1
6	...	1	1
7	...	1	1
8	...	1	1
9	...	1	1
10	...	1	1
11	...	1	1
12	...	1	1
13	...	1	1
14	...	1	1
15	...	1	1
16	...	1	1
17	...	1	1
18	...	1	1
19	...	1	1
20	...	1	1
21	...	1	1
22	...	1	1
23	...	1	1
24	...	1	1
25	...	1	1
26	...	1	1
27	...	1	1
28	...	1	1



E-2 Contact Breaker • Spark Advancer

Ref. No.	Part No.	Description	Reqd. No. CB125K5	Serial No.	Area Code
1	12394-246-020	GASKET, TACHOMETER GEAR BOX	1		
2	12396-246-020	GASKET, POINT BASE	1		d
3	12411-304-000	BOX, TACHOMETER GEAR	1		
4	12431-246-000	GEAR, TACHOMETER	1		
5	12435-246-000	COLLAR, TACHOMETER GEAR THRUST	1		
6	30200-303-003	BREAKER ASSY., CONTACT (KOKUSAN)	1		
	30200-303-004	BREAKER ASSY., CONTACT (ND)	1		
	30200-303-154	BREAKER ASSY., CONTACT	1	5024446	
7	30201-246-003	PLATE, CONTACT BREAKER BASE	1		
	30201-246-004	PLATE, CONTACT BREAKER BASE	1		
8	30202-028-003	BREAKER, CONTACT (KOKUSAN)	1		
	30202-216-004	BREAKER, CONTACT (ND) 30202-107-004	1		
	30202-107-004	BREAKER, CONTACT (ND)	1		
9	30205-205-003	FELT, OIL (KOKUSAN)	1		
	30205-205-014	FELT, OIL (ND)	1		
10	30220-303-014	ADVANCER ASSY., SPARK (ND)	1		DK, DM
	30220-303-154	ADVANCER ASSY., SPARK	1	5024446	DK, DM
	30220-304- 154	ADVANCER ASSY., SPARK	1	5024446	ED, F, G
	<u>30220-304-610</u>	ADVANCER ASSY., SPARK	1		ED, F, G
11	30225-246-004	BOLT, SPARK ADVANCER SETTING	1		
12	30226-246-004	WASHER, SPARK ADVANCER SETTING	1		
13	30361-246-030	BASE, POINT	1		
14	30371-246-300	BODY, POINT COVER	1		
15	30372-246-300	GASKET, POINT COVER	1		
16	90441-028-010	WASHER, SEALING, 6MM	3		
17	90458-286-000	WASHER, TACHOMETER GEAR THRUST	1		
18	90539-011-000	WASHER, SPEEDOMETER PINION	1		
19	91201-246-003	OIL SEAL, 15X24X5	1		
	91201-246-005	OIL SEAL, 15X24X5	1	5021614	
20	91211-286-003	OIL SEAL, 4.8X14.5X4	1		
21	93500-05008-0A	SCREW, PAN, 5X8	2		
22	93500-06020	SCREW, PAN, 6X20	3		
23	93700-05016-0A	SCREW, OVAL, 5X16	2		
24	93700-06032	SCREW, OVAL, 6X32	3		
25	94101-04000	WASHER, PLAIN, 4MM	2		
26	94101-05000	WASHER, PLAIN, 5MM	2		
27	94111-04000	WASHER, SPRING, 4MM	2		
28	99500-04006-0A	SCREW, HOLLOW PAN, 4X6	2		

E-3 Camshaft • Valve



E-3 Camshaft • Valve

Ref. No.	Part No.	Description	Reqd. No. CB125K5	Serial No.	Area Code
1	12021-336-300	GUIDE, IN. VALVE	2	5022112	
2	12023-336-300	GUIDE, EX. VALVE	2	5022113	
3	14101-336-000	CAMSHAFT	1	5022112	
4	14321-246-010	SPROCKET, CAM (15T)	1	5022112	
	14321-351-000	SPROCKET, CAM (26T)	1	5022113	
5	14431-230-000	ARM, VALVE ROCKER	4	5021613	
	14431-303-000	ARM, VALVE ROCKER	4	5021614	
6	14451-230-000	SHAFT, VALVE ROCKER ARM	4		
7	14491-230-010	STOPPER, ROCKER ARM SHAFT	1		
8	14711-230-010	VALVE, IN.	2		
9	14721-304-000	VALVE, EX.	2		
10	14730-336-003	SEAL, VALVE STEM	4	5022112	
	12209-333-005	SEAL, VALVE STEM	4	5022113	
11	14751-303-000	SPRING, VALVE (OUTER)	4	5023603	
	14751-351-003	SPRING, VALVE (OUTER)	4	5023604	
	14751-351-005	SPRING, VALVE (OUTER)	4	5023604	
12	14761-303-000	SPRING, VALVE (INNER)	4	5023603	
	14761-351-003	SPRING, VALVE (INNER)	4	5023604	
	14761-351-005	SPRING, VALVE (INNER)	4	5023604	
13	14771-216-000	RETAINER, VALVE SPRING	4		
14	14781-235-000	COTTER, VALVE	8		
15	30905-216-000	PIN, CAMSHAFT, 3X5.2	1		
16	90012-200-000	SCREW, TAPPET ADJUSTING	4	5021613	
	90012-333-000	SCREW, TAPPET ADJUSTING	4	5021614	
17	90206-246-000	NUT, TAPPET ADJUSTING	4		
18	91305-028-158	O-RING, 9X1.6	4		
19	92000-05012-0A	BOLT, HEX., 5X12	1		
20	92000-06010	BOLT, HEX., 6X10	2		

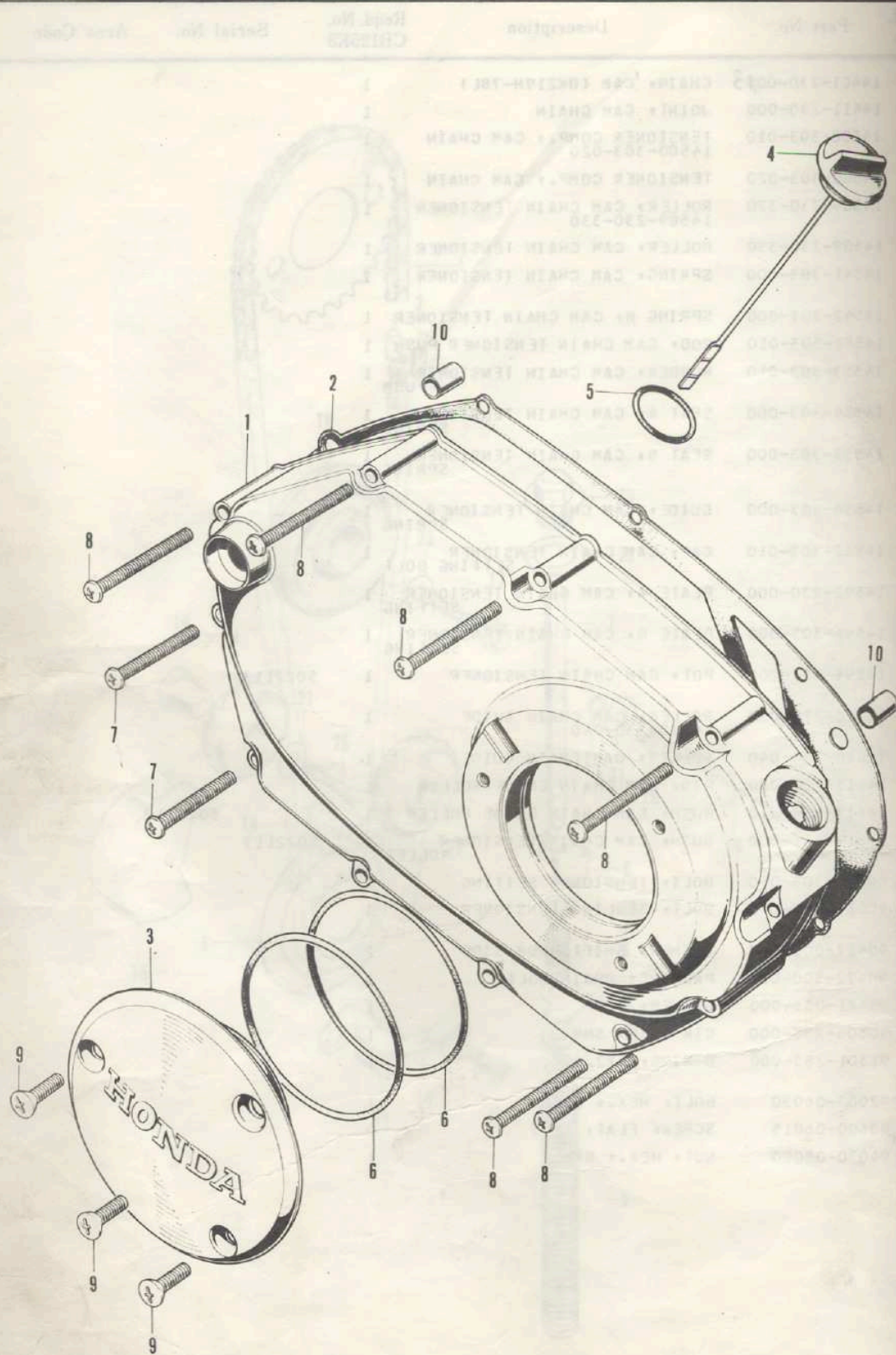
E-4 Cylinder · Piston

Ref. No.	Part No.	Description	Reqd. No. CB125K5	Serial No.	Area Code
1	12100-303-020	CYLINDER COMP. 12110-351-000	1	5022112	
	12110-351-000	CYLINDER COMP.	1	5022113	
2	12191-303-010	GASKET, CYLINDER 12191-351-000	1	5022112	
	12191-351-000	GASKET, CYLINDER	1	5022113	
3	13010-230-000	RING SET, PISTON (STD.)	1	5022112	13011-389-003
	13020-230-000	RING SET, PISTON (0.25)	(1)	5022112	13012-389-003
	13030-230-000	RING SET, PISTON (0.50)	(1)	5022112	
	13040-230-000	RING SET, PISTON (0.75)	(1)	5022112	
	13050-230-000	RING SET, PISTON (1.00)	(1)	5022112	
	13011-351-305	RING SET, PISTON (STD.)	2	5022113	
	13021-351-305	RING SET, PISTON (0.25)	(2)	5022113	
	13031-351-305	RING SET, PISTON (0.50)	(2)	5022113	
	13041-351-305	RING SET, PISTON (0.75)	(2)	5022113	
	13051-351-305	RING SET, PISTON (1.00)	(2)	5022113	
4	13101-303-000	PISTON (STD.)	2	5022112	
	13102-303-000	PISTON (0.25)	(2)	5022112	13102-230-000
	13103-303-000	PISTON (0.50)	(2)	5022112	
	13104-303-000	PISTON (0.75)	(2)	5022112	
	13105-303-000	PISTON (1.00)	(2)	5022112	
	13111-351-000	PISTON (STD.) 13101-351-000	2	5022113	
	13101-351-000	PISTON (STD.)	2	5022113	
	13102-351-000	PISTON (0.25)	(2)	5022113	
	13103-351-000	PISTON (0.50)	(2)	5022113	
	13104-351-000	PISTON (0.75)	(2)	5022113	
	13105-351-000	PISTON (1.00)	(2)	5022113	
5	13111-035-000	PIN, PISTON	2		
6	13115-001-000	CLIP, PISTON PIN	4		
7	14615-230-010	PIN, CAM CHAIN GUIDE ROLLER	1		
8	90481-035-000	WASHER, 8MM	1		
9	94001-06000	NUT, HEX., 6MM	2		
10	94301-10140	PIN A, DOWEL, 10X14	2		

E-5 Cam Chain Tensioner

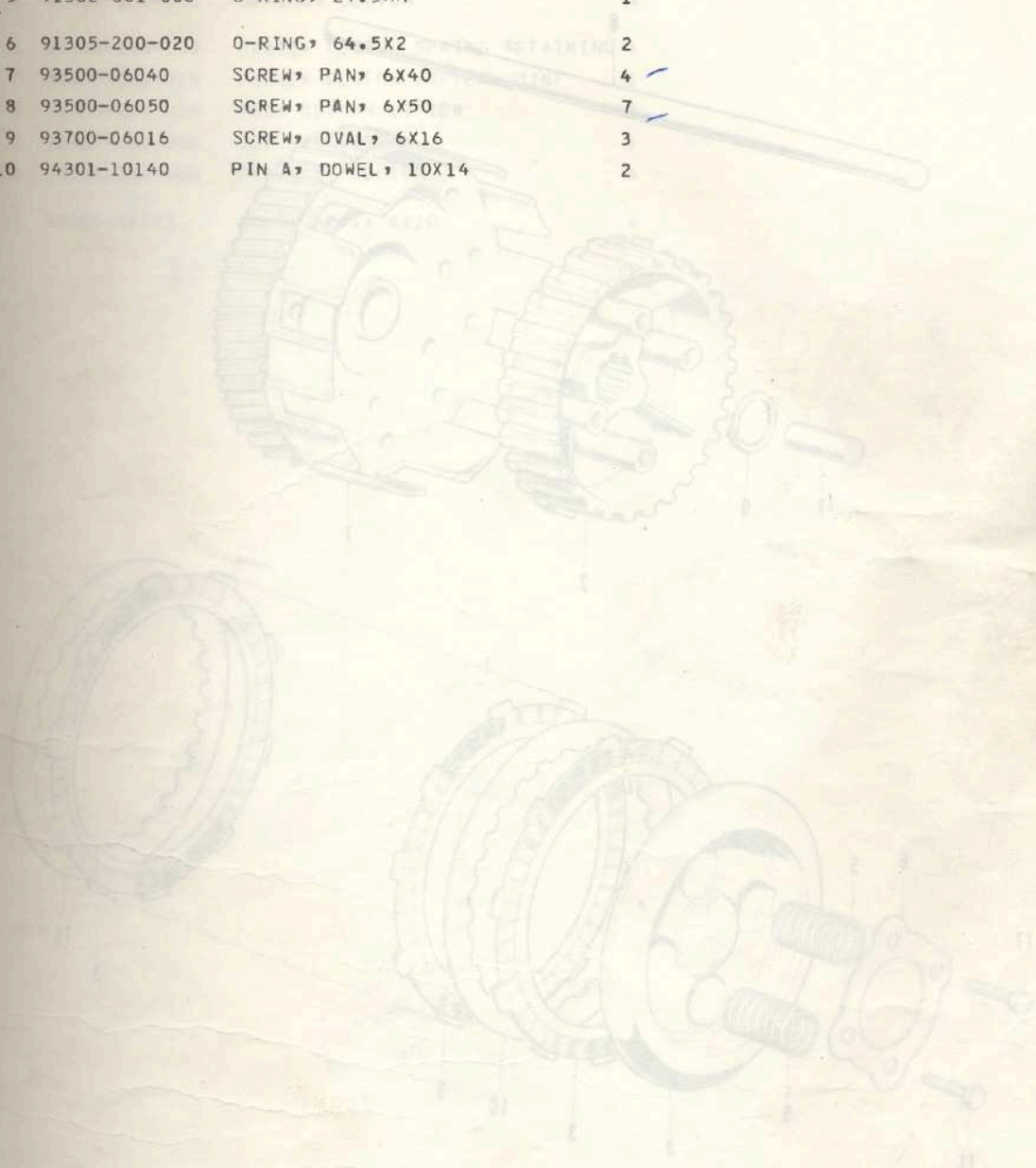
Ref. No.	Part No.	Description	Reqd. No. CB125K5	Serial No.	Area Code
1	14401-230-003	CHAIN, CAM (0K219H-78L)	1		
2	14411-230-000	JOINT, CAM CHAIN	1		
3	14500-303-010	TENSIONER COMP., CAM CHAIN 14500-303-020	1		
	14500-303-020	TENSIONER COMP., CAM CHAIN	1		
4	14509-230-320	ROLLER, CAM CHAIN TENSIONER 14509-230-330	1		
	14509-230-330	ROLLER, CAM CHAIN TENSIONER	1		
5	14541-303-000	SPRING, CAM CHAIN TENSIONER	1		
6	14542-303-000	SPRING B, CAM CHAIN TENSIONER	1		
7	14551-303-010	ROD, CAM CHAIN TENSIONER PUSH	1		
8	14553-303-010	RUBBER, CAM CHAIN TENSIONER PUSH	1		
9	14554-303-000	SEAT A, CAM CHAIN TENSIONER SPRING	1		
10	14555-303-000	SEAT B, CAM CHAIN TENSIONER SPRING	1		
11	14556-303-000	GUIDE, CAM CHAIN TENSIONER SPRING	1		
12	14562-303-010	CAP, CAM CHAIN TENSIONER SETTING BOLT	1		
13	14592-230-000	PLATE A, CAM CHAIN TENSIONER SETTING	1		
14	14593-303-000	PLATE B, CAM CHAIN TENSIONER SETTING	1		
15	14594-351-000	POT, CAM CHAIN TENSIONER	1	5022113	
16	14610-230-030	ROLLER, CAM CHAIN GUIDE 14610-230-040	1		
	14610-230-040	ROLLER, CAM CHAIN GUIDE	1		
17	14615-230-010	PIN, CAM CHAIN GUIDE ROLLER	1		
18	14617-230-010	BUSH, CAM CHAIN GUIDE ROLLER	1	5022112	
	14617-351-000	BUSH, CAM CHAIN TENSIONER ROLLER	1	5022113	
19	90015-303-010	BOLT, TENSIONER SETTING	1		
20	90017-303-010	BOLT, SEALING TENSIONER	1		
21	90417-001-000	WASHER, SHIFT DRUM SIDE	2		
22	90472-500-000	PACKING, DRAIN BOLT	1		
23	90481-035-000	WASHER, 8MM	1		
24	90605-230-000	CIR CRIP, 5MM	1		
25	91301-283-000	O-RING, 5X2.4	1		
26	92000-06030	BOLT, HEX., 6X30	1		
27	93600-06015	SCREW, FLAT, 6X15	3		
28	94030-08000	NUT, HEX., 8MM	1		

E-6 Right Crankcase Cover



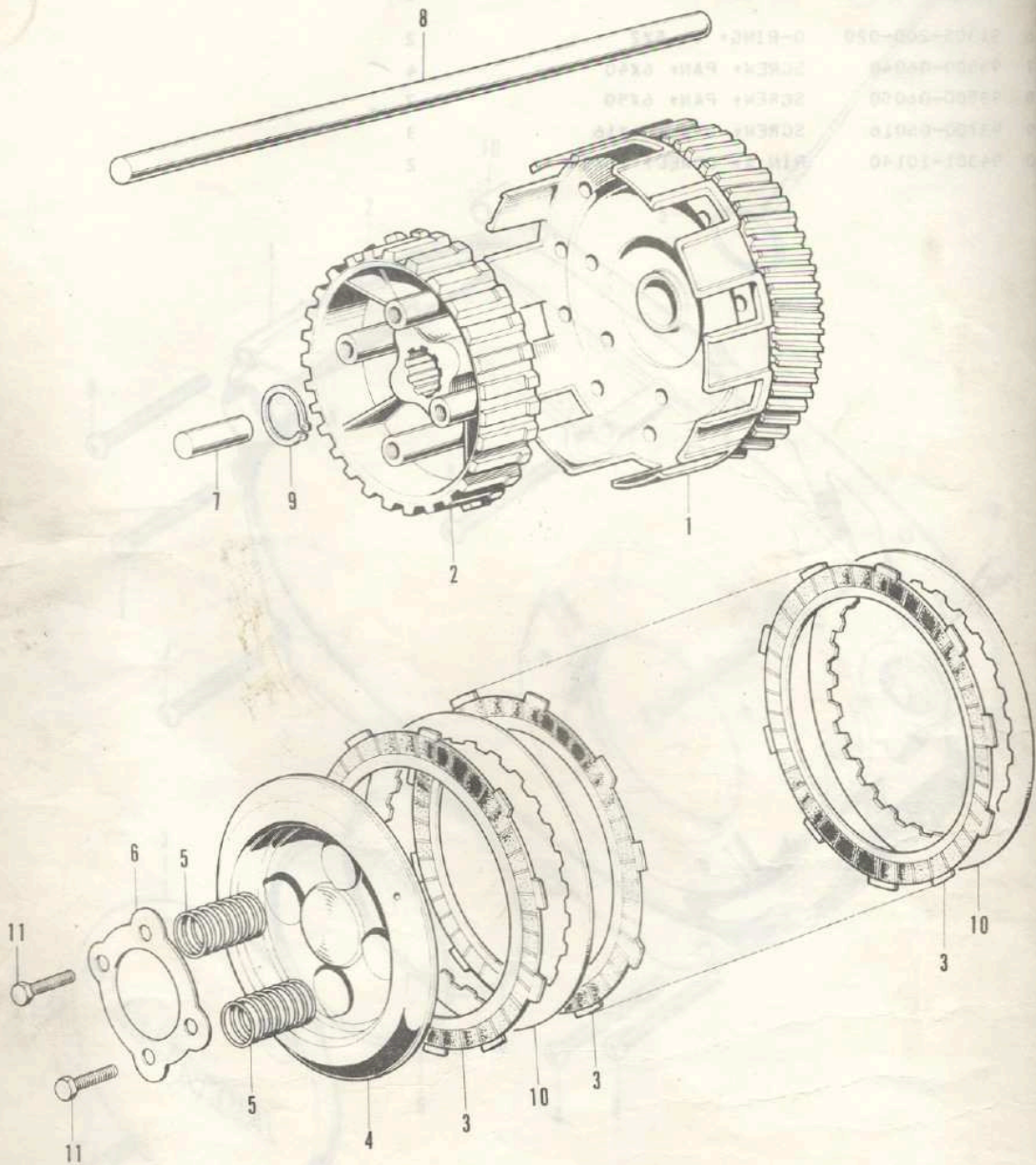
E-6 Right Crankcase Cover

Ref. No.	Part No.	Description	Reqd. No. CB125K5	Serial No.	Area Code
1	11330-303-010	COVER COMP., R. CRANKCASE	1		
2	11394-303-020	GASKET, R. CRANKCASE COVER	1		
3	15481-200-030	COVER, OIL FILTER	1		
4	15650-303-020	GAUGE, OIL LEVEL	1		
5	91302-001-000	O-RING, 27.5MM	1		
6	91305-200-020	O-RING, 64.5X2	2		
7	93500-06040	SCREW, PAN, 6X40	4		
8	93500-06050	SCREW, PAN, 6X50	7		
9	93700-06016	SCREW, OVAL, 6X16	3		
10	94301-10140	PIN A, DOWEL, 10X14	2		



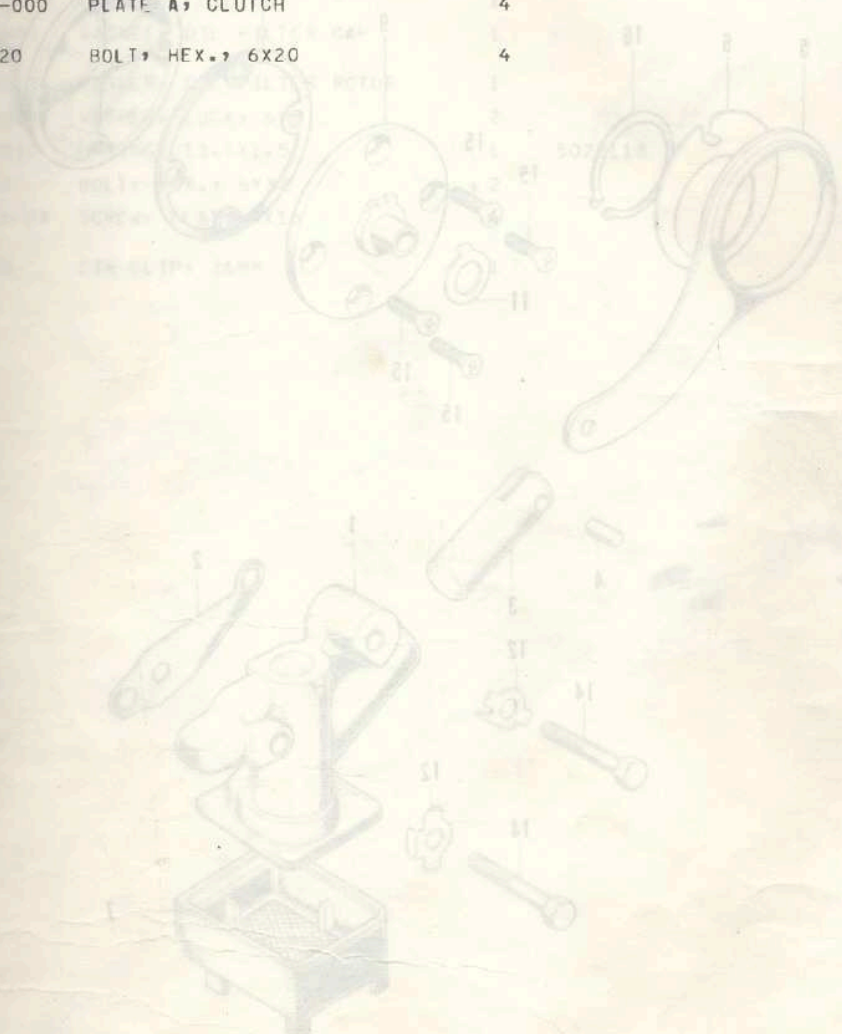
E-7 Clutch

Part No.	Description	Ref. No.	Serial No.	Arm Code
1100-203-010	COVER COMPLY R. CRANKCASE	1		
1100-203-020	GASKET R. CRANKCASE COVER	2		
1100-203-030	COVER DIE FILTER	3		
1100-203-040	GASKET OIL LEVER	4		
1100-203-050	O-RING 21.5MM	5		
1100-203-060	O-RING	6		
1100-203-070	SCREW PAN 4.5X10	7		
1100-203-080	SCREW PAN 4.5X10	8		
1100-203-090	SCREW PAN 4.5X10	9		
1100-203-100	SCREW PAN 4.5X10	10		
1100-203-110	SCREW PAN 4.5X10	11		



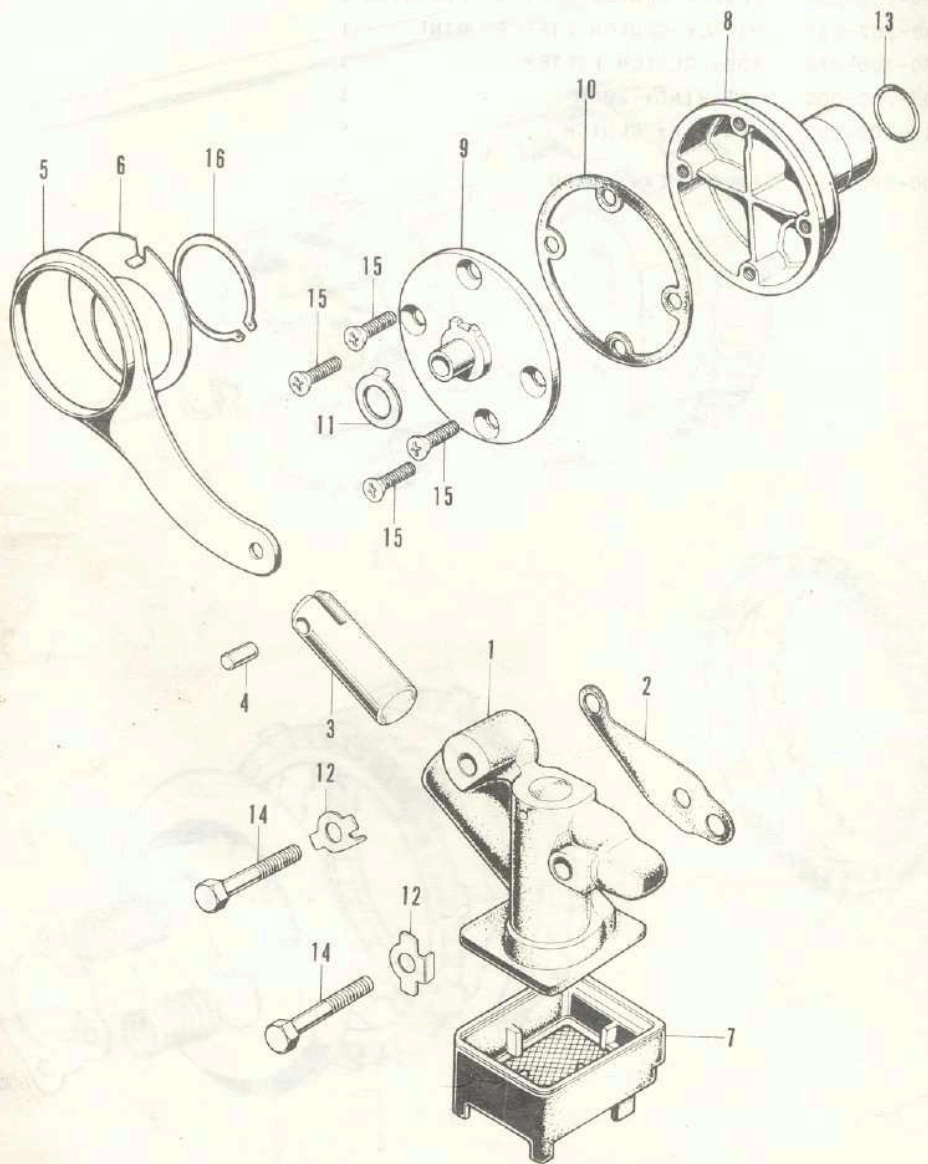
E-7 Clutch

Ref. No.	Part No.	Description	Reqd. No. CB125K5	Serial No.	Area Code
1	22100-230-000	OUTER COMP., CLUTCH	1		
2	22120-230-020	CENTER, CLUTCH	1		
3	22201-240-000	DISK, CLUTCH FRICTION	4		
4	22351-230-010	PLATE, CLUTCH PRESSURE	1		
5	22401-230-000	SPRING, CLUTCH	4		
6	22408-230-000	PLATE, CLUTCH SPRING RETAINING	1		
7	22838-202-010	PIECE, CLUTCH LIFTER JOINT	1		
8	22850-200-010	ROD, CLUTCH LIFTER	1		
9	22903-200-000	SET RING, 20MM	1	9022113	
10	23311-200-000	PLATE A, CLUTCH	4		
11	92000-06020	BOLT, HEX., 6X20	4		



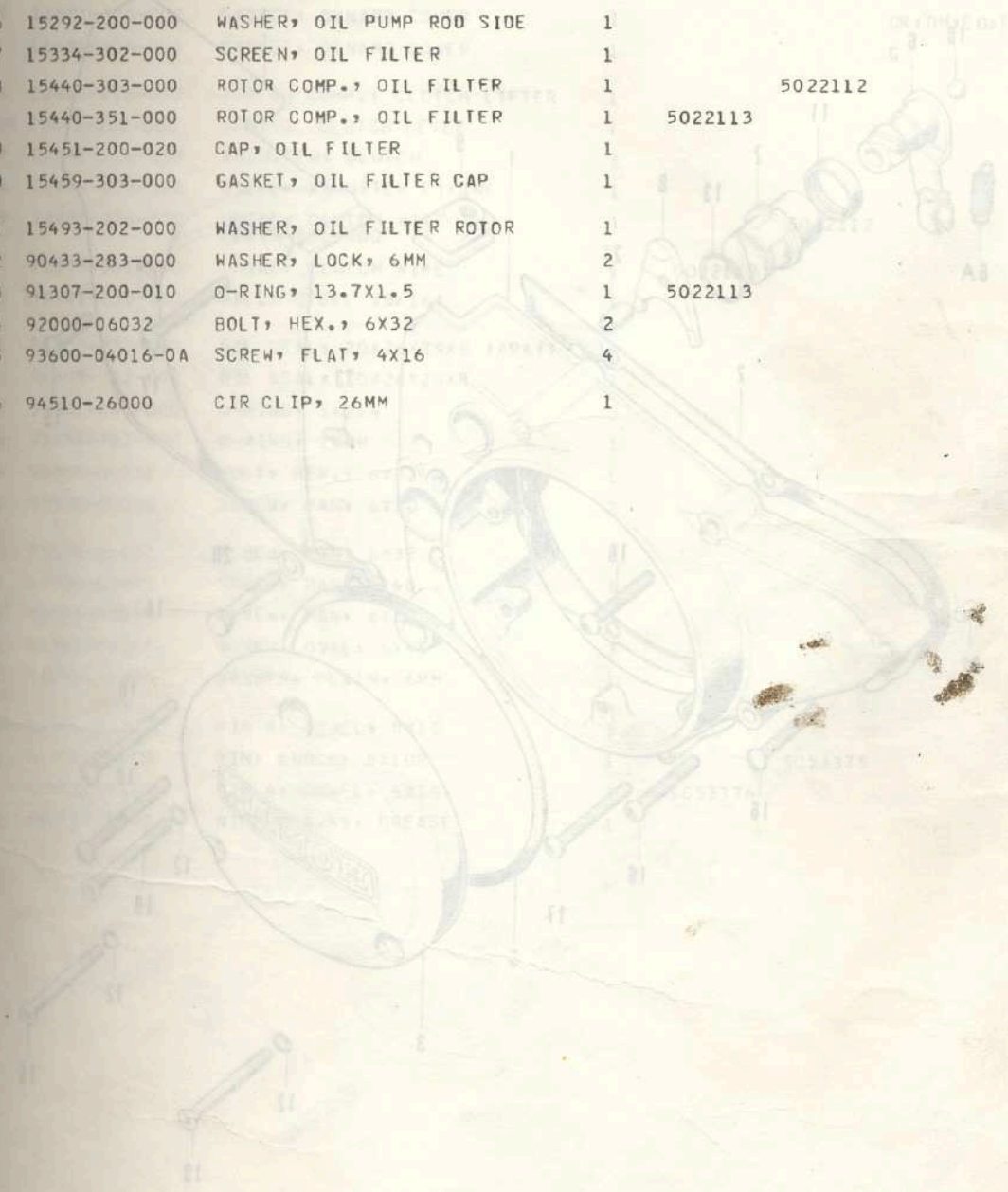
E-8 Oil Pump • Oil Filter

Part No.	Description	QTY	Serial No.	Area Code
1	Oil Pump	1		
2	Oil Filter	1		
3	Oil Filter Housing	1		
4	Pin	1		
5	Oil Filter Seal	1		
6	Oil Filter Gasket	1		
7	Oil Filter Base	1		
8	Oil Filter Cover	1		
9	Oil Filter Plate	1		
10	Oil Filter Gasket	1		
11	Oil Filter Seal	1		
12	Oil Filter Gasket	1		
13	Oil Filter Seal	1		
14	Oil Filter Bolt	2		
15	Oil Filter Bolt	4		
16	Oil Filter Seal	1		



E-8 Oil Pump • Oil Filter

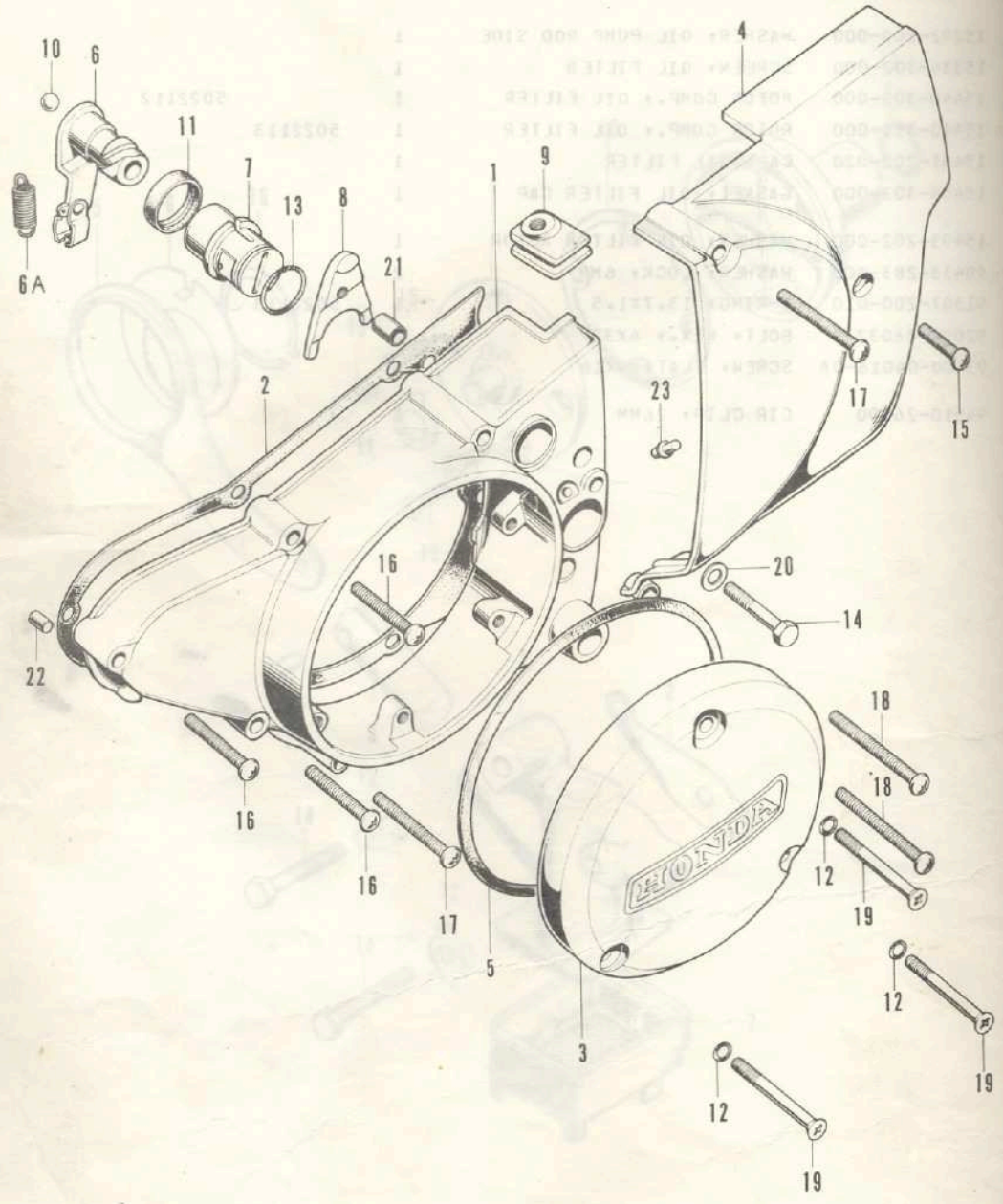
Ref. No.	Part No.	Description	Reqd. No. CB125K5	Serial No.	Area Code
1	15210-302-000	PUMP COMP., OIL <small>CRANKCASE</small>	1		
2	15219-302-000	GASKET, PUMP BODY <small>BASE COVER</small>	1		
3	15231-205-000	PLUNGER, OIL PUMP <small>BASE COVER</small>	1		
4	15235-205-000	PIN, OIL PUMP PLUNGER <small>BASE COVER</small>	1		
5	15281-205-000	ROD, OIL PUMP <small>BASE COVER</small>	1		
6	15292-200-000	WASHER, OIL PUMP ROD SIDE <small>BASE COVER</small>	1		
7	15334-302-000	SCREEN, OIL FILTER	1		
8	15440-303-000	ROTOR COMP., OIL FILTER	1	5022112	
	15440-351-000	ROTOR COMP., OIL FILTER	1	5022113	
9	15451-200-020	CAP, OIL FILTER	1		
10	15459-303-000	GASKET, OIL FILTER CAP	1		
11	15493-202-000	WASHER, OIL FILTER ROTOR	1		
12	90433-283-000	WASHER, LOCK, 6MM	2		
13	91307-200-010	O-RING, 13.7X1.5	1	5022113	
14	92000-06032	BOLT, HEX., 6X32	2		
15	93600-04016-0A	SCREW, FLAT, 4X16	4		
16	94510-26000	CIR CLIP, 26MM	1		



E-9 Left Crankcase Cover

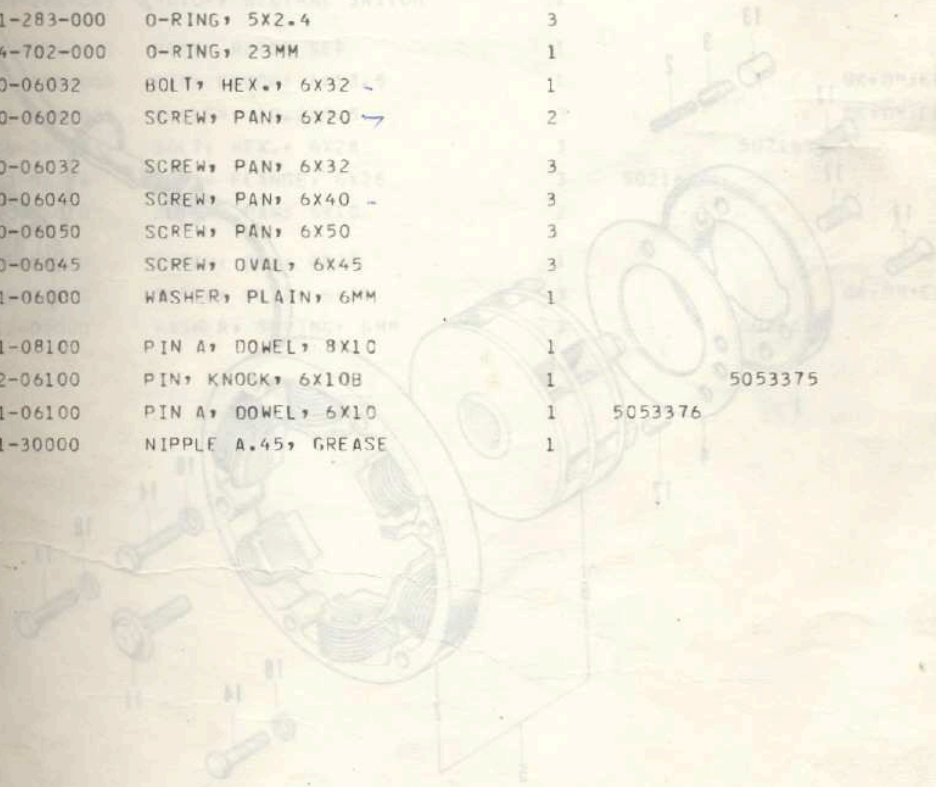
Part No.	Description	Ref. No. CRANKCASE	Q'ty	Part No.
----------	-------------	--------------------	------	----------

1	15110-305-000	PUMP COVER, L. OIL	1	15110-305-000
2	15111-305-000	CASE, L. OIL PUMP	1	15111-305-000
3	15112-305-000	PLUG, OIL PUMP	1	15112-305-000
4	15113-305-000	PLUG, OIL PUMP	1	15113-305-000
5	15114-305-000	PLUG, OIL PUMP	1	15114-305-000
6	15115-305-000	PLUG, OIL PUMP	1	15115-305-000
7	15116-305-000	PLUG, OIL PUMP	1	15116-305-000
8	15117-305-000	PLUG, OIL PUMP	1	15117-305-000
9	15118-305-000	PLUG, OIL PUMP	1	15118-305-000
10	15119-305-000	PLUG, OIL PUMP	1	15119-305-000
11	15120-305-000	PLUG, OIL PUMP	1	15120-305-000
12	15121-305-000	PLUG, OIL PUMP	1	15121-305-000
13	15122-305-000	PLUG, OIL PUMP	1	15122-305-000
14	15123-305-000	PLUG, OIL PUMP	1	15123-305-000
15	15124-305-000	PLUG, OIL PUMP	1	15124-305-000
16	15125-305-000	PLUG, OIL PUMP	1	15125-305-000
17	15126-305-000	PLUG, OIL PUMP	1	15126-305-000
18	15127-305-000	PLUG, OIL PUMP	1	15127-305-000
19	15128-305-000	PLUG, OIL PUMP	1	15128-305-000
20	15129-305-000	PLUG, OIL PUMP	1	15129-305-000
21	15130-305-000	PLUG, OIL PUMP	1	15130-305-000
22	15131-305-000	PLUG, OIL PUMP	1	15131-305-000
23	15132-305-000	PLUG, OIL PUMP	1	15132-305-000

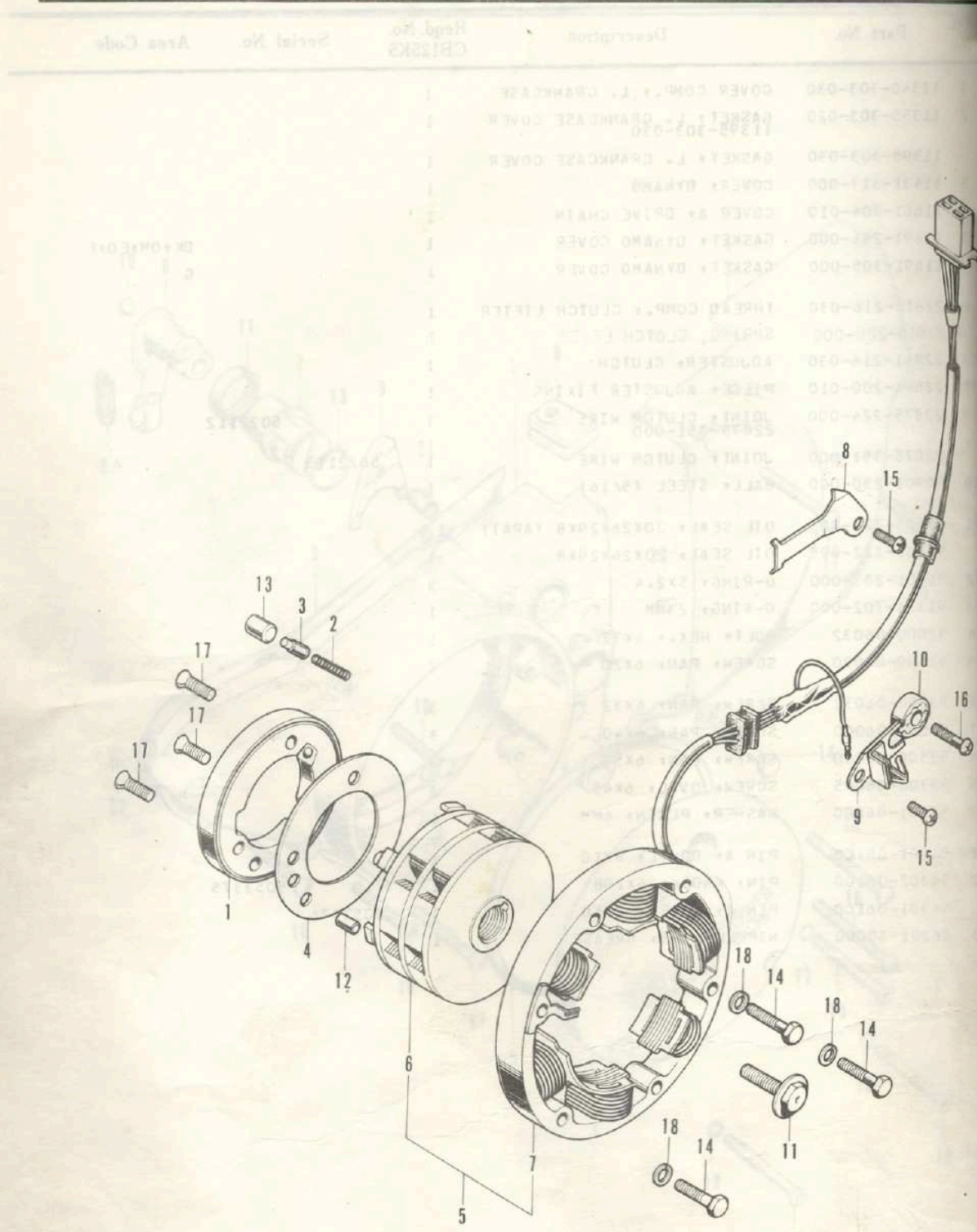


E-9 Left Crankcase Cover

Ref. No.	Part No.	Description	Reqd. No. CB125K5	Serial No.	Area Code
1	11340-303-030	COVER COMP., L. CRANKCASE	1		
2	11395-303-020	GASKET, L. CRANKCASE COVER	1		
	11395-303-030	GASKET, L. CRANKCASE COVER	1		
3	11431-317-000	COVER, DYNAMO	1		
4	11661-304-010	COVER A, DRIVE CHAIN	1		
5	11691-286-000	GASKET, DYNAMO COVER	1		DK, DM, ED, F
	11691-305-000	GASKET, DYNAMO COVER	1		G
6	22810-216-030	THREAD COMP., CLUTCH LIFTER	1		
6A	22815-200-000	SPRING, CLOTCH LEVER	1		
7	22841-216-030	ADJUSTER, CLUTCH	1		
8	22844-200-010	PIECE, ADJUSTER FIXING	1		
9	22875-224-000	JOINT, CLUTCH WIRE	1	5022112	
	22875-351-000	JOINT, CLUTCH WIRE	1	5022113	
10	90901-230-000	BALL, STEEL (5/16)	1		
11	91205-222-003	OIL SEAL, 20X26X29XB (APAI)	1		
	91205-222-005	OIL SEAL, 20X26X29XB	1		
12	91301-283-000	O-RING, 5X2.4	3		
13	91354-702-000	O-RING, 23MM	1		
14	92000-06032	BOLT, HEX., 6X32	1		
15	93500-06020	SCREW, PAN, 6X20	2		
16	93500-06032	SCREW, PAN, 6X32	3		
17	93500-06040	SCREW, PAN, 6X40	3		
18	93500-06050	SCREW, PAN, 6X50	3		
19	93700-06045	SCREW, OVAL, 6X45	3		
20	94101-06000	WASHER, PLAIN, 6MM	1		
21	94301-08100	PIN A, DOWEL, 8X10	1		
22	94302-06100	PIN, KNOCK, 6X10B	1	5053375	
	94301-06100	PIN A, DOWEL, 6X10	1	5053376	
23	96201-30000	NIPPLE A.45, GREASE	1		



E-10 A.C. Generator - Neutral Switch



E-10 A.C. Generator • Neutral Switch

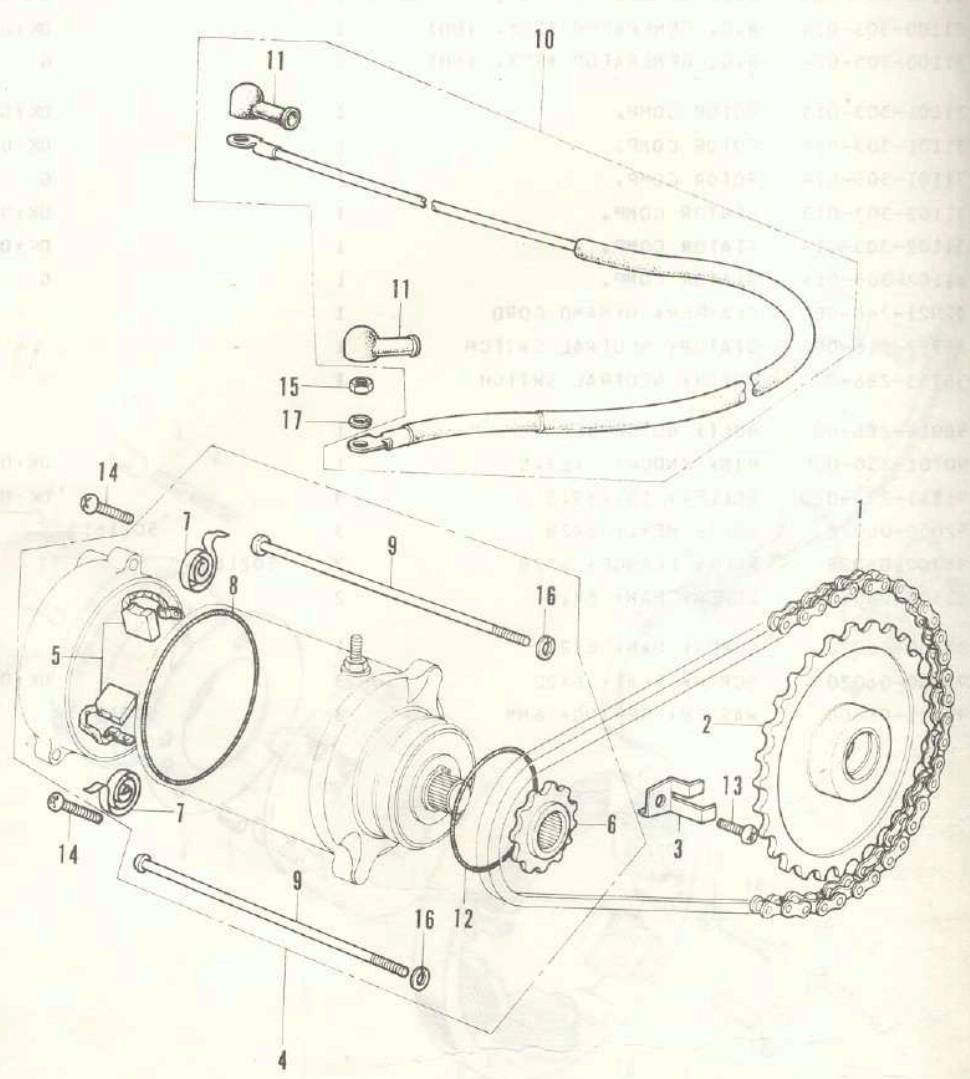
Ref. No.	Part No.	Description	Reqd. No. CBI25K5	Serial No.	Area Code
1	28120-201-030	OUTER, STARTING CLUTCH 28120-201-040	1		DK, DM, ED, F
	28120-201-040	OUTER, STARTING CLUTCH	1		DK, DM, ED, F
2	28125-253-020	SPRING, STARTING CLUTCH ROLLER	3		DK, DM, ED, F
3	28126-253-030	CAP, STARTING CLUTCH ROLLER SPRING	3		DK, DM, ED, F
4	28128-253-030	PLATE, STARTING CLUTCH SIDE	1		DK, DM, ED, F
5	31100-303-023	A.C. GENERATOR ASSY. (KOKUSAN)	1		DK, DM, ED, F
	31100-303-024	A.C. GENERATOR ASSY. (ND)	1		DK, DM, ED, F
	31100-305-024	A.C. GENERATOR ASSY. (ND)	1		G
6	31101-303-013	ROTOR COMP.	1		DK, DM, ED, F
	31101-303-014	ROTOR COMP.	1		DK, DM, ED, F
	31101-305-014	ROTOR COMP.	1		G
7	31102-303-013	STATOR COMP.	1		DK, DM, ED, F
	31102-303-014	STATOR COMP.	1		DK, DM, ED, F
	31102-305-014	STATOR COMP.	1		G
8	32921-240-000	CLAMPER, DYNAMO CORD	1		DK, DM, ED, F
9	35752-216-003	STATOR, NEUTRAL SWITCH	1		DK, DM, ED, F
10	35753-286-003	ROTOR, NEUTRAL SWITCH	1		DK, DM, ED, F
11	90014-286-000	BOLT, ROTOR SET	1		DK, DM, ED, F
12	90701-250-000	PIN, KNOCK, 6X13.5	1		DK, DM, ED, F
13	91101-253-020	ROLLER, 10.2X9.5	3		DK, DM, ED, F
14	92000-06028	BOLT, HEX., 6X28	3	5021613	
	95700-06028	BOLT, FLANGE, 6X28	3	5021614	
15	93500-06010	SCREW, PAN, 6X10	2		
16	93500-06020	SCREW, PAN, 6X20	1		
17	93600-06020	SCREW, FLAT, 6X20	3		DK, DM, ED, F
18	94111-06000	WASHER, SPRING, 6MM	3	5021613	

E-10 A.C. Generator - Neutral Switch

Ref. No.	Part No.	Description	Reqd. No. CB125K5	Serial No.	Area Code
1	28120-201-030	OUTER, STARTING CLUTCH 28120-201-040	1		DK, DM, ED, F
	28120-201-040	OUTER, STARTING CLUTCH	1		DK, DM, ED, F
2	28125-253-020	SPRING, STARTING CLUTCH ROLLER	3		DK, DM, ED, F
3	28126-253-030	CAP, STARTING CLUTCH ROLLER SPRING	3		DK, DM, ED, F
4	28128-253-030	PLATE, STARTING CLUTCH SIDE	1		DK, DM, ED, F
5	31100-303-023	A.C. GENERATOR ASSY. (KOKUSAN)	1		DK, DM, ED, F
	31100-303-024	A.C. GENERATOR ASSY. (ND)	1		DK, DM, ED, F
	31100-305-024	A.C. GENERATOR ASSY. (ND)	1		G
6	31101-303-013	ROTOR COMP.	1		DK, DM, ED, F
	31101-303-014	ROTOR COMP.	1		DK, DM, ED, F
	31101-305-014	ROTOR COMP.	1		G
7	31102-303-013	STATOR COMP.	1		DK, DM, ED, F
	31102-303-014	STATOR COMP.	1		DK, DM, ED, F
	31102-305-014	STATOR COMP.	1		G
8	32921-240-000	CLAMPER, DYNAMO CORD	1		DK, DM, ED, F
9	35752-216-003	STATOR, NEUTRAL SWITCH	1		DK, DM, ED, F
10	35753-286-003	ROTOR, NEUTRAL SWITCH	1		DK, DM, ED, F
11	90014-286-000	BOLT, ROTOR SET	1		DK, DM, ED, F
12	90701-250-000	PIN, KNOCK, 6X13.5	1		DK, DM, ED, F
13	91101-253-020	ROLLER, 10.2X9.5	3		DK, DM, ED, F
14	92000-06028	BOLT, HEX., 6X28	3	5021613	
	95700-06028	BOLT, FLANGE, 6X28	3	5021614	
15	93500-06010	SCREW, PAN, 6X10	2		
16	93500-06020	SCREW, PAN, 6X20	1		
17	93600-06020	SCREW, FLAT, 6X20	3		DK, DM, ED, F
18	94111-06000	WASHER, SPRING, 6MM	3	5021613	

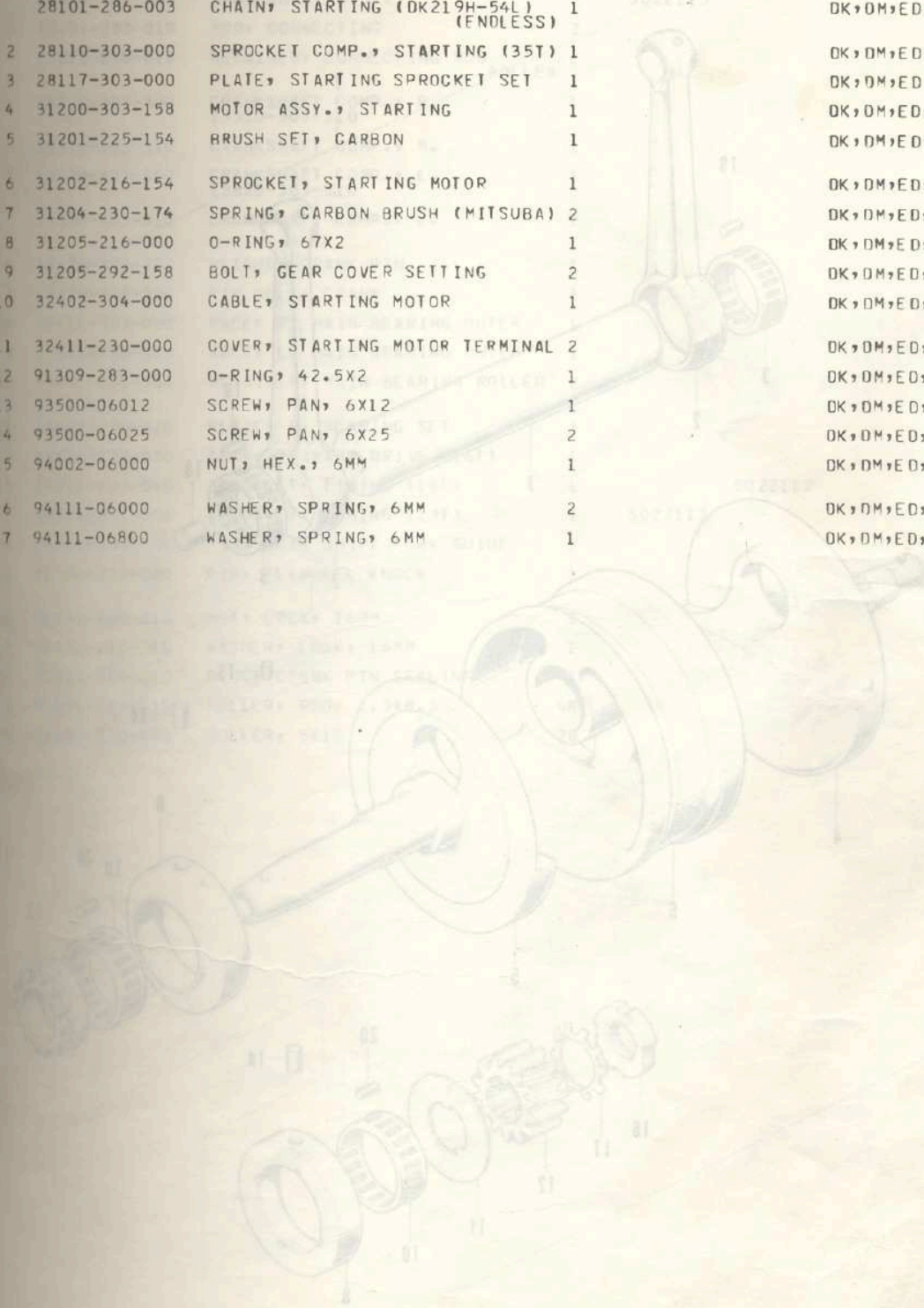
E-11 Starting Motor

Part No.	Description	QTY	Part No.	Description	QTY
1	STARTING MOTOR	1	10	STARTING MOTOR	1
2	GEAR	1	11	GEAR	1
3	SHAFT	1	12	SHAFT	1
4	HOUSING	1	13	HOUSING	1
5	COVER	1	14	COVER	1
6	GEAR	1	15	GEAR	1
7	GEAR	1	16	GEAR	1
8	GEAR	1	17	GEAR	1
9	GEAR	1			



E-11 Starting Motor

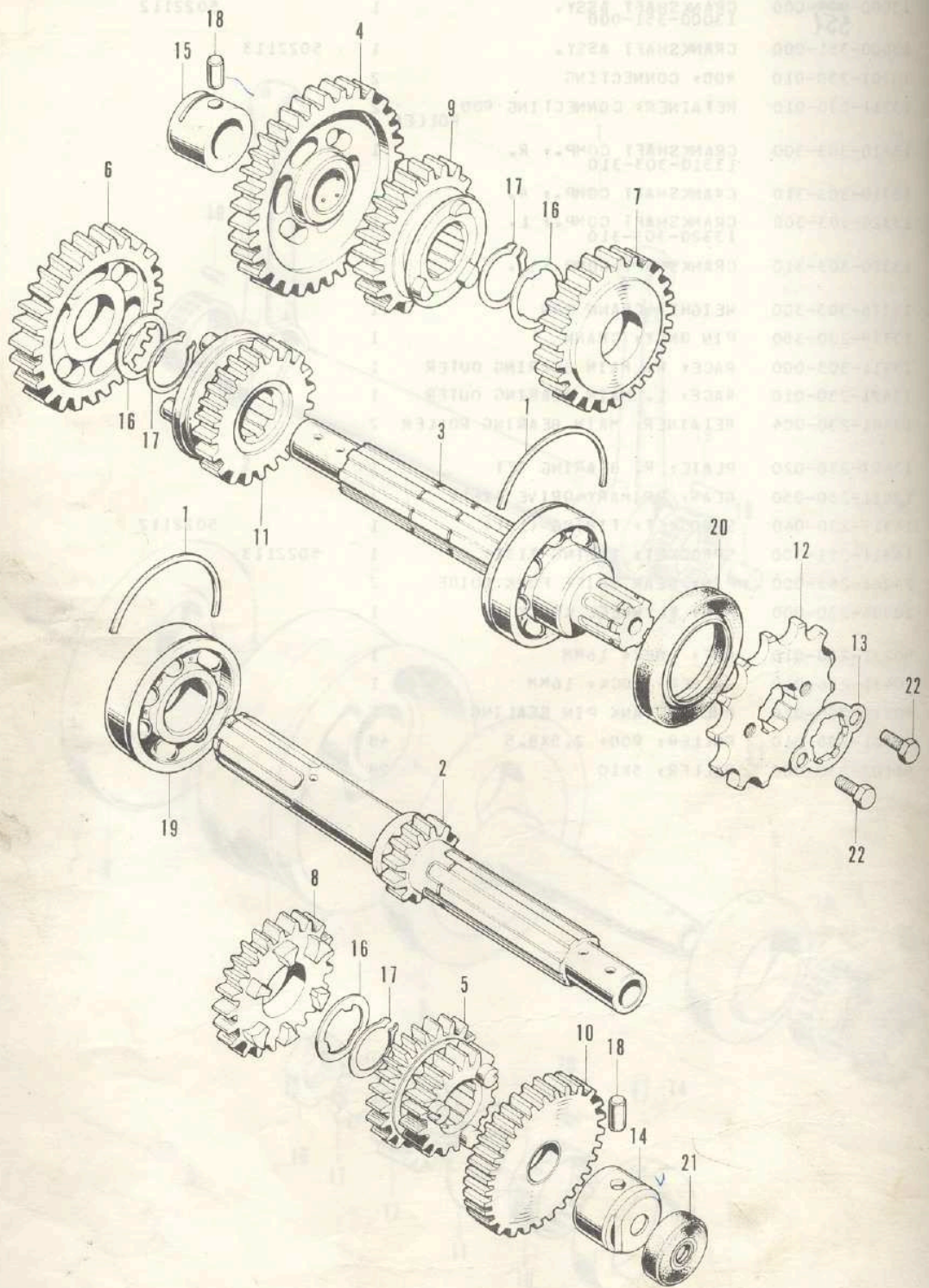
Ref. No.	Part No.	Description	Reqd. No. CB125K5	Serial No.	Area Code
1	28101-216-003	CHAIN, STARTING (DK219H-54L) (ENDLESS)	1	3022112	OK, DM, ED, F
	28101-286-003	CHAIN, STARTING (DK219H-54L) (ENDLESS)	1	3022123	OK, DM, ED, F
2	28110-303-000	SPROCKET COMP., STARTING (35T)	1		OK, DM, ED, F
3	28117-303-000	PLATE, STARTING SPROCKET SET	1		OK, DM, ED, F
4	31200-303-158	MOTOR ASSY., STARTING	1		OK, DM, ED, F
5	31201-225-154	BRUSH SET, CARBON	1		OK, DM, ED, F
6	31202-216-154	SPROCKET, STARTING MOTOR	1		OK, DM, ED, F
7	31204-230-174	SPRING, CARBON BRUSH (MITSUBA)	2		OK, DM, ED, F
8	31205-216-000	O-RING, 67X2	1		OK, DM, ED, F
9	31205-292-158	BOLT, GEAR COVER SETTING	2		OK, DM, ED, F
10	32402-304-000	CABLE, STARTING MOTOR	1		OK, DM, ED, F
11	32411-230-000	COVER, STARTING MOTOR TERMINAL	2		OK, DM, ED, F
12	91309-283-000	O-RING, 42.5X2	1		OK, DM, ED, F
13	93500-06012	SCREW, PAN, 6X12	1		OK, DM, ED, F
14	93500-06025	SCREW, PAN, 6X25	2		OK, DM, ED, F
15	94002-06000	NUT, HEX., 6MM	1		OK, DM, ED, F
16	94111-06000	WASHER, SPRING, 6MM	2		OK, DM, ED, F
17	94111-06800	WASHER, SPRING, 6MM	1		OK, DM, ED, F



E-12 Crankshaft

Ref. No.	Part No.	Description	Reqd. No. CB125K5	Serial No.	Area Code
1	13000- 351 -000 351	CRANKSHAFT ASSY. 13000-351-000	1	5022112	
	13000-351-000	CRANKSHAFT ASSY.	1	5022113	
2	13201-230-010	ROD, CONNECTING	2		
3	13211-230-010	RETAINER, CONNECTING ROD ROLLER	2		
4	13310-303-300	CRANKSHAFT COMP., R. 13310-303-310	1		
	13310-303-310	CRANKSHAFT COMP., R.	1		
5	13320-303-300	CRANKSHAFT COMP., L. 13320-303-310	1		
	13320-303-310	CRANKSHAFT COMP., L.	1		
6	13376-303-300	WEIGHT, CRANK PIN	1		
7	13379-230-350	PIN ONLY, CRANK	1		
8	13411-303-000	RACE, R. MAIN BEARING OUTER	1		
9	13421-230-010	RACE, L. MAIN BEARING OUTER	1		
10	13481-230-004	RETAINER, MAIN BEARING ROLLER	2		
11	13497-230-020	PLATE, R. BEARING SET	1		
12	13611-230-050	GEAR, PRIMARY DRIVE (16T)	1		
13	14311-230-040	SPROCKET, TIMING (13T)	1	5022112	
	14311-351-300	SPROCKET, TIMING (13T)	1	5022113	
14	24261-283-000	PIN, GEAR SHIFT FORK GUIDE	2		
15	30906-230-000	PIN, FLYWHEEL KNOCK	1		
16	90231-200-010	NUT, LOCK, 16MM	1		
17	90431-216-010	WASHER, LOCK, 16MM	1		
18	90811-200-010	PLUG, CRANK PIN SEALING	1		
19	91101-205-010	ROLLER, ROD, 2.5X8.5	48		
20	91102-230-000	ROLLER, 5X10	28		

E-13 Transmission

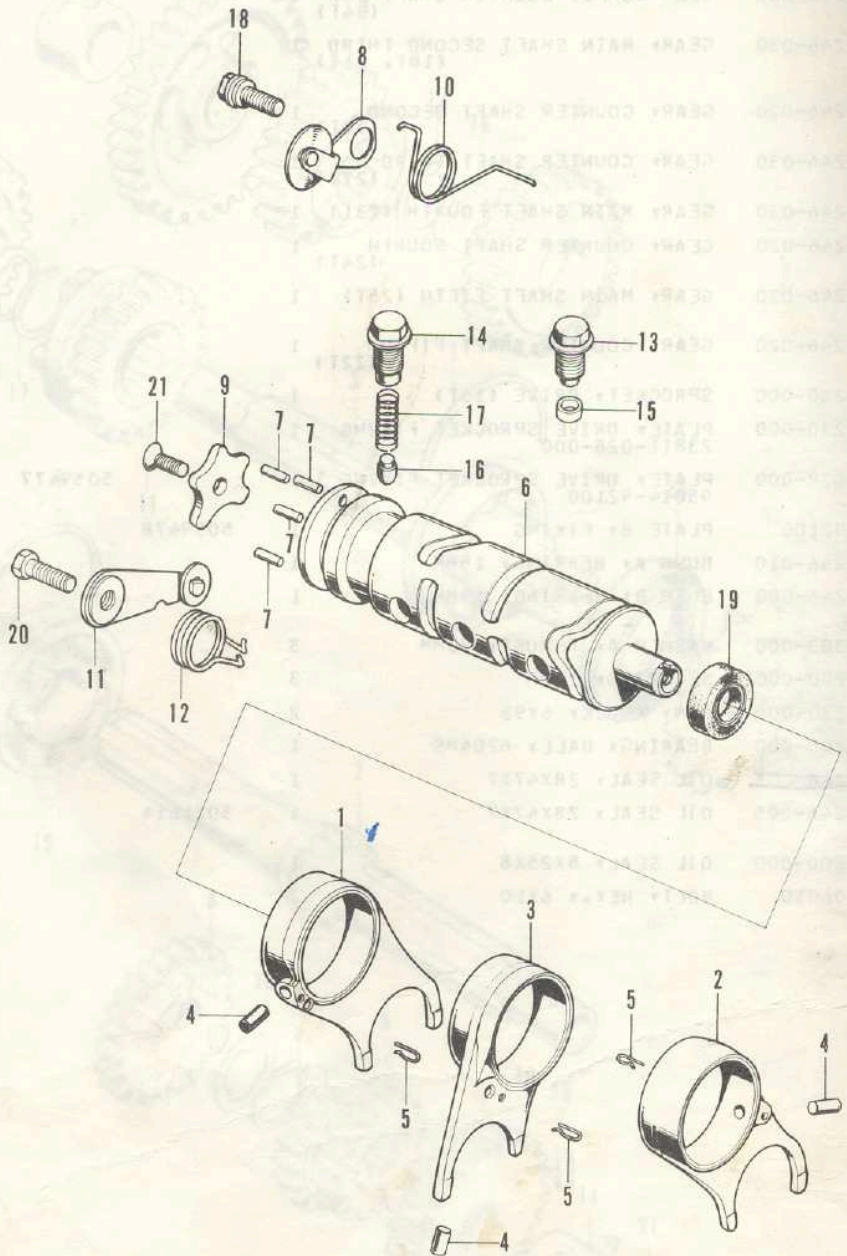


E-13 Transmission

Ref. No.	Part No.	Description	Reqd. No. CB125K5	Serial No.	Area Code
1	13492-200-000	RING A, BALL BEARING SET	2	5022112	
2	23211-246-030	SHAFT, TRANSMISSION MAIN (13T)	1	5022112	
3	23220-246-000	SHAFT COMP., TRANSMISSION COUNTER	1	5022112	
4	23420-246-020	GEAR COMP., COUNTER SHAFT LOW (34T)	1	5022112	
5	23431-246-030	GEAR, MAIN SHAFT SECOND THIRD (18T, 21T)	1	5022112	
6	23441-246-020	GEAR, COUNTER SHAFT SECOND (30T)	1	5022112	
7	23461-246-030	GEAR, COUNTER SHAFT THIRD (27T)	1	5022112	
8	23471-246-030	GEAR, MAIN SHAFT FOURTH (23T)	1	5022112	
9	23481-246-020	GEAR, COUNTER SHAFT FOURTH (24T)	1	5022112	
10	23491-246-020	GEAR, MAIN SHAFT FIFTH (25T)	1		
11	23511-246-020	GEAR, COUNTER SHAFT FIFTH (22T)	1		
12	23801-230-000	SPROCKET, DRIVE (15T)	1	5022112	
13	23811-230-000	PLATE, DRIVE SPROCKET FIXING 23811-028-000	1		
	23811-028-000	PLATE, DRIVE SPROCKET FIXING 95014-92100	1	5059477	
	95014-92100	PLATE B, FIXING	1	5059478	
14	23931-246-010	BUSH A, BEARING, 15MM	1		
15	23932-246-000	BUSH B, BEARING, 15MM	1		
16	90451-303-000	WASHER A, THRUST, 20MM	3		
17	90605-200-000	SET RING, 20MM	3		
18	90702-230-000	PIN, KNOCK, 6X9B	2		
19	91002-200-000	BEARING, BALL, 6204HS	1		
20	91202-246-005	OIL SEAL, 28X47X7	1	5022112	
	91202-246-005	OIL SEAL, 28X47X7	1	5021614	
21	91206-200-000	OIL SEAL, 8X25X8	1		
22	92000-06010	BOLT, HEX., 6X10	2		

E-14 Shift Fork • Shift Drum

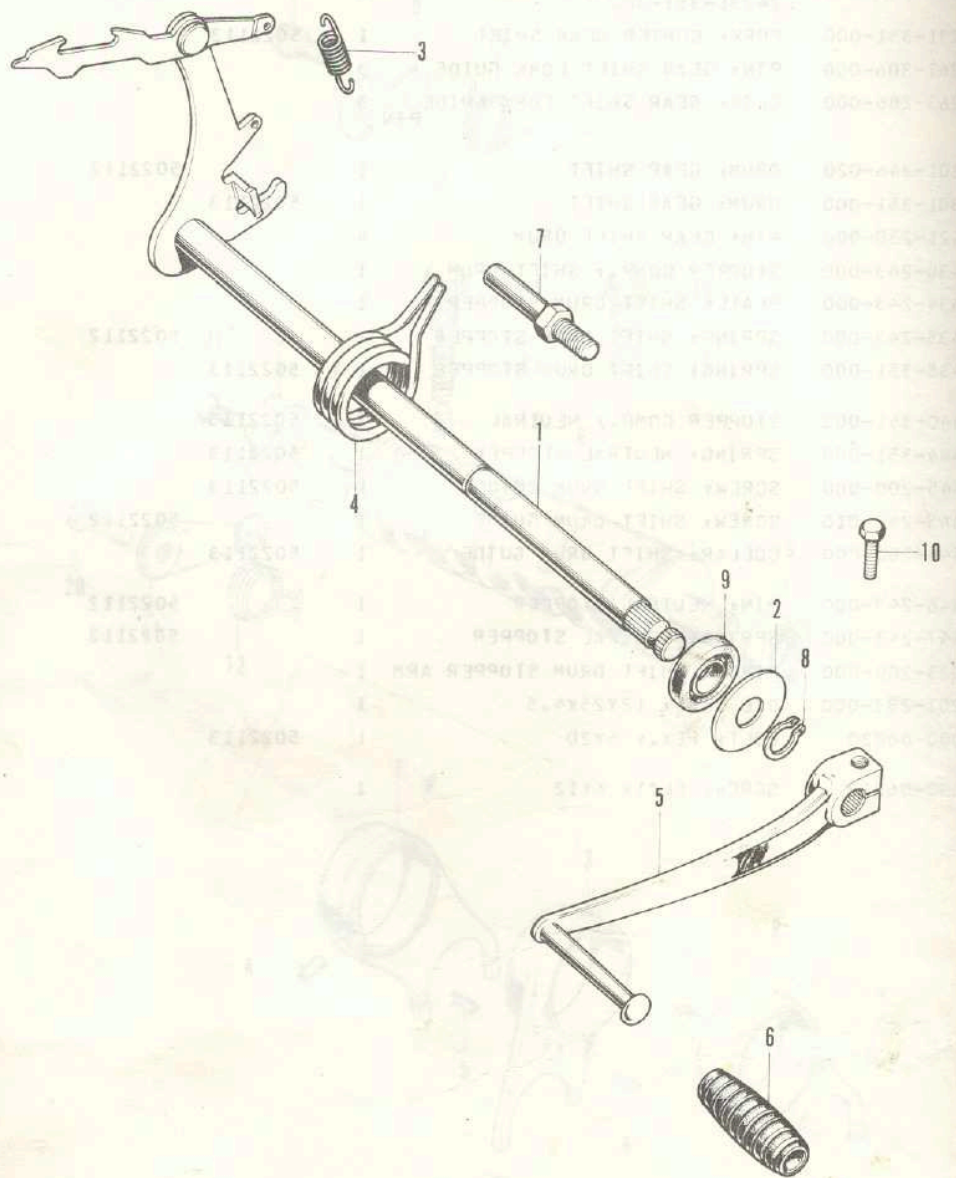
Part No.	Description	Rwd. No.	Serial No.	Area Code
----------	-------------	----------	------------	-----------



E-14 Shift Fork • Shift Drum

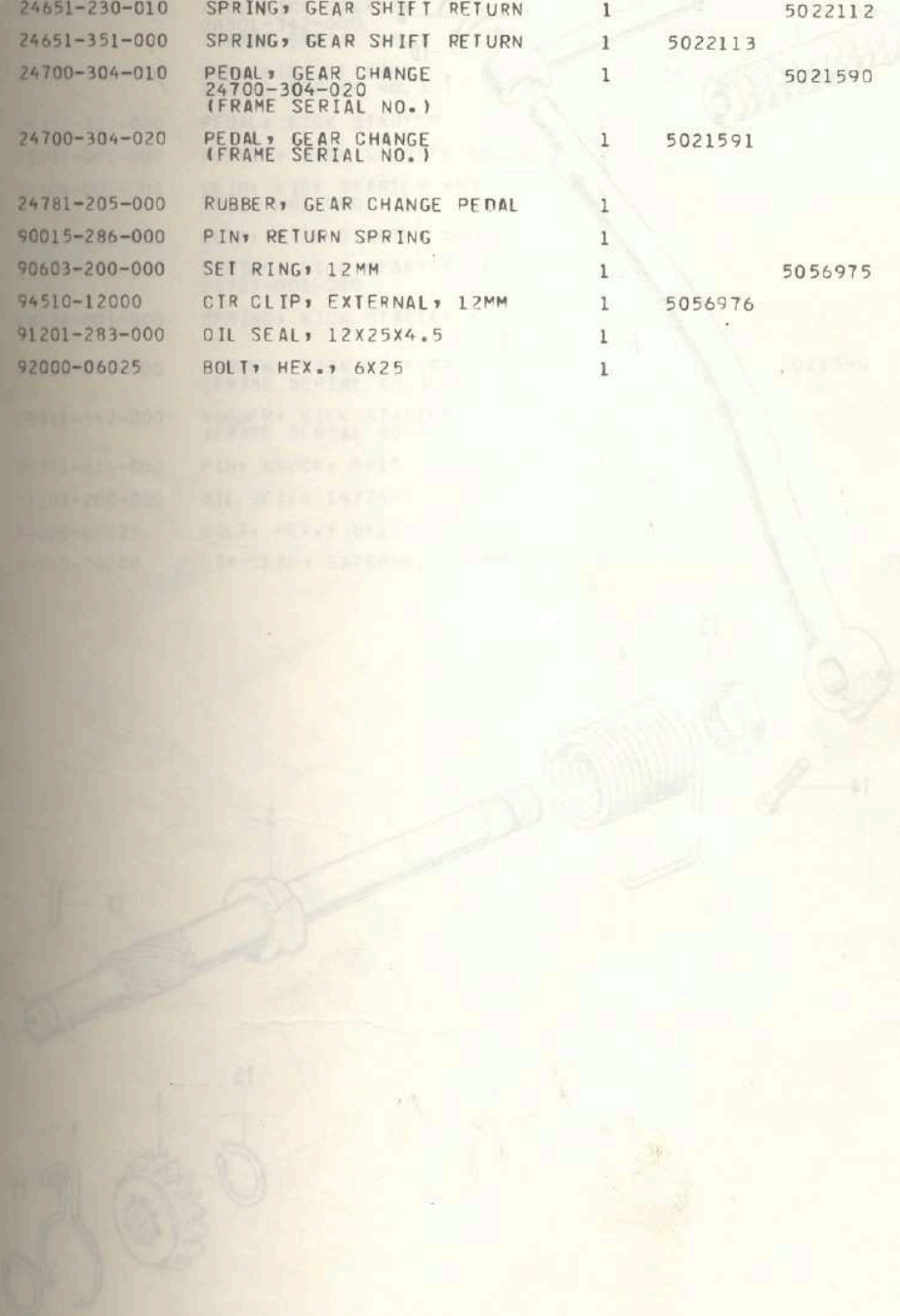
Ref. No.	Part No.	Description	Reqd. No. CB125K5	Serial No.	Area Code
1	24211-246-010	FORK, R. GEAR SHIFT	1	5022112	
	24211-351-000	FORK, R. GEAR SHIFT	1	5022113	
2	24221-246-030	FORK, L. GEAR SHIFT 24221-351-000	1	5022112	
	24221-351-000	FORK, L. GEAR SHIFT	1	5022113	
3	24231-246-010	FORK, CENTER GEAR SHIFT 24231-351-000	1	5022112	
	24231-351-000	FORK, CENTER GEAR SHIFT	1	5022113	
4	24261-306-000	PIN, GEAR SHIFT FORK GUIDE	3		
5	24263-286-000	CLIP, GEAR SHIFT FORK GUIDE PIN	3		
6	24301-246-020	DRUM, GEAR SHIFT	1	5022112	
	24301-351-000	DRUM, GEAR SHIFT	1	5022113	
7	24421-230-000	PIN, GEAR SHIFT DRUM	4		
8	24430-243-000	STOPPER COMP., SHIFT DRUM	1		
9	24434-243-000	PLATE, SHIFT DRUM STOPPER	1		
10	24435-243-000	SPRING, SHIFT DRUM STOPPER	1	5022112	
	24435-351-000	SPRING, SHIFT DRUM STOPPER	1	5022113	
11	24440-351-000	STOPPER COMP., NEUTRAL	1	5022113	
12	24444-351-000	SPRING, NEUTRAL STOPPER	1	5022113	
13	24445-200-000	SCREW, SHIFT DRUM GUIDE	1	5022113	
14	24445-243-010	SCREW, SHIFT DRUM GUIDE	1	5022112	
15	24446-200-000	COLLAR, SHIFT DRUM GUIDE	1	5022113	
16	24446-243-000	PIN, NEUTRAL STOPPER	1	5022112	
17	24447-243-000	SPRING, NEUTRAL STOPPER	1	5022112	
18	90023-200-000	PIVOT, SHIFT DRUM STOPPER ARM	1		
19	91201-283-000	OIL SEAL, 12X25X4.5	1		
20	92000-06020	BOLT, HEX., 6X20	1	5022113	
21	93600-06012	SCREW, FLAT, 6X12	1		

E-15 Gear Shift Spindle



E-15 Gear Shift Spindle

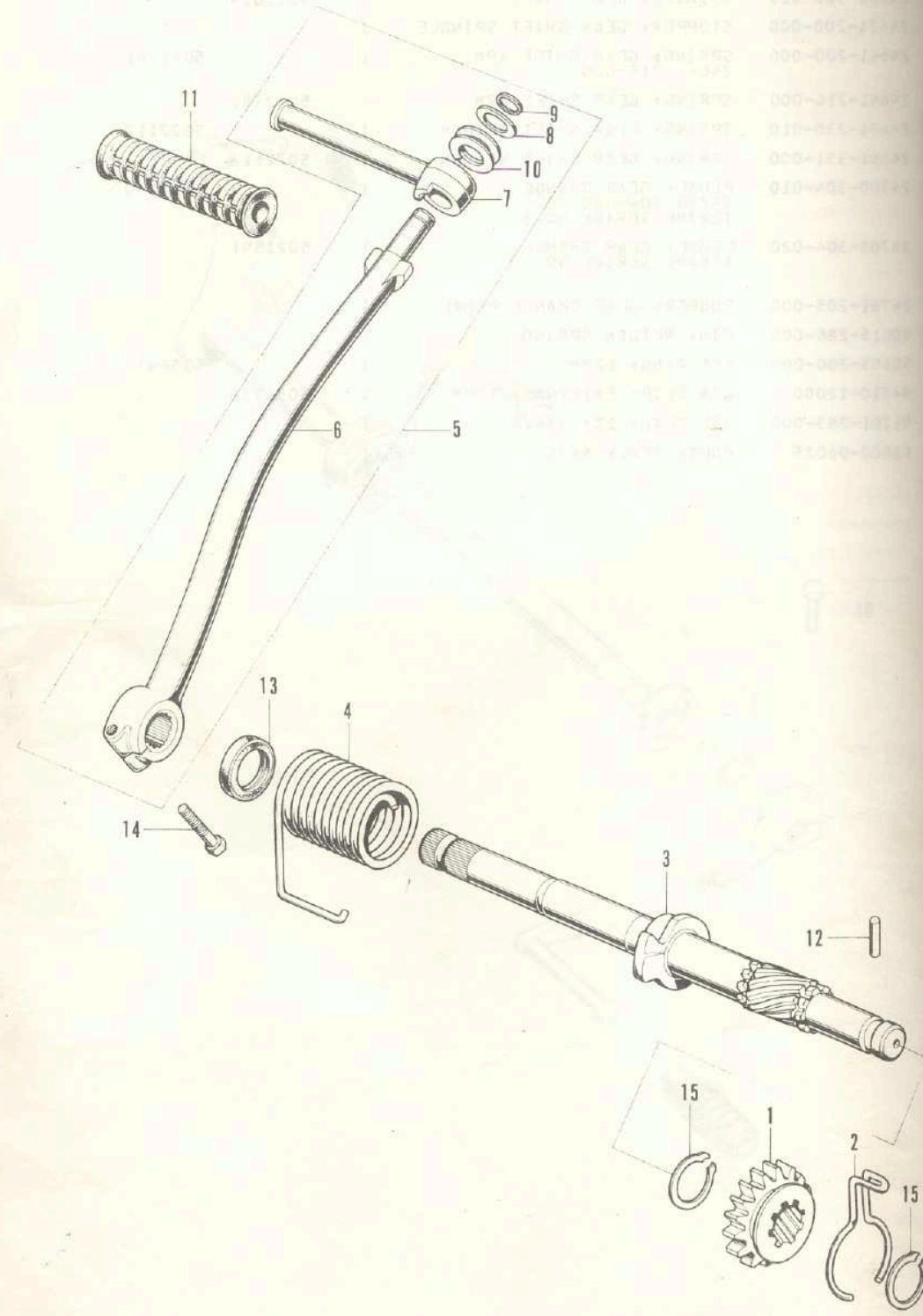
Ref. No.	Part No.	Description	Reqd. No. CB125K5	Serial No.	Area Code
1	24610-303-000	SPINDLE, GEAR SHIFT	1	5021613	
	24610-303-010	SPINDLE, GEAR SHIFT	1	5021614	
2	24621-200-000	STOPPER, GEAR SHIFT SPINDLE	1		
3	24641-200-000	SPRING, GEAR SHIFT ARM 24641-216-000	1	5042781	
	24641-216-000	SPRING, GEAR SHIFT ARM		5042782	
4	24651-230-010	SPRING, GEAR SHIFT RETURN	1	5022112	
	24651-351-000	SPRING, GEAR SHIFT RETURN	1	5022113	
5	24700-304-010	PEDAL, GEAR CHANGE 24700-304-020 (FRAME SERIAL NO.)	1	5021590	
	24700-304-020	PEDAL, GEAR CHANGE (FRAME SERIAL NO.)	1	5021591	
6	24781-205-000	RUBBER, GEAR CHANGE PEDAL	1		
7	90015-286-000	PIN, RETURN SPRING	1		
8	90603-200-000	SET RING, 12MM	1	5056975	
	94510-12000	CIR CLIP, EXTERNAL, 12MM	1	5056976	
9	91201-283-000	OIL SEAL, 12X25X4.5	1		
10	92000-06025	BOLT, HEX., 6X25	1		



E-16 Kick Starter

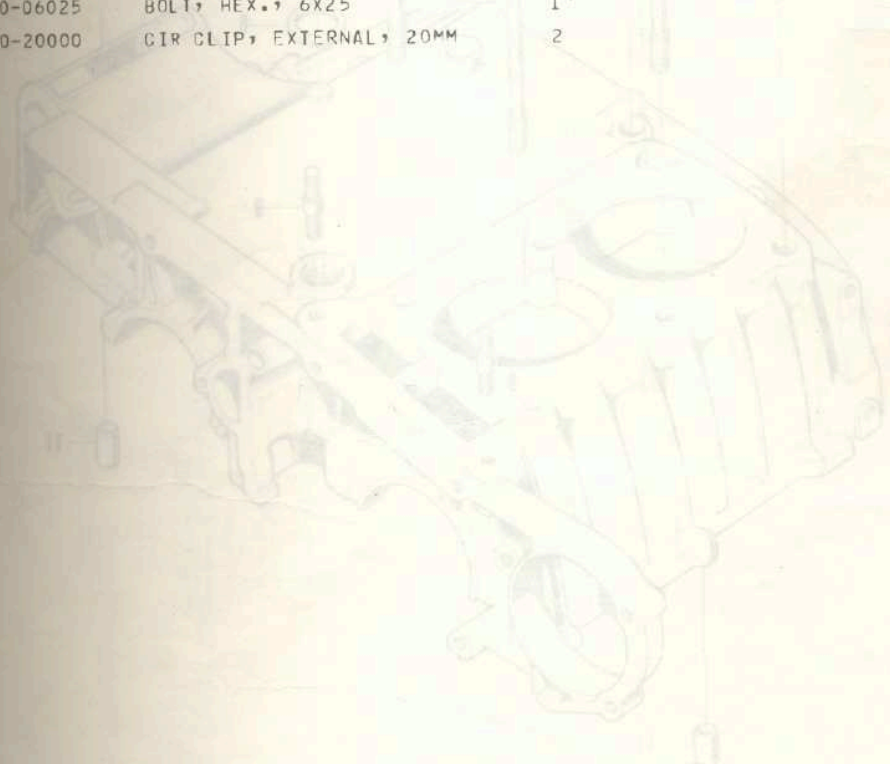
Part No.	Description	QTY	Part No.	Description	QTY
----------	-------------	-----	----------	-------------	-----

000-503-000	SPRING	1	000-503-010	SPRING	1
000-503-010	SPRING	1	000-503-020	STOPPER	1
000-503-020	STOPPER	1	000-503-030	SPRING	1
000-503-030	SPRING	1	000-503-040	SPRING	1
000-503-040	SPRING	1	000-503-050	SPRING	1
000-503-050	SPRING	1	000-503-060	SPRING	1
000-503-060	SPRING	1	000-503-070	SPRING	1
000-503-070	SPRING	1	000-503-080	SPRING	1
000-503-080	SPRING	1	000-503-090	SPRING	1
000-503-090	SPRING	1	000-503-100	SPRING	1
000-503-100	SPRING	1	000-503-110	SPRING	1
000-503-110	SPRING	1	000-503-120	SPRING	1
000-503-120	SPRING	1	000-503-130	SPRING	1
000-503-130	SPRING	1	000-503-140	SPRING	1
000-503-140	SPRING	1	000-503-150	SPRING	1
000-503-150	SPRING	1	000-503-160	SPRING	1
000-503-160	SPRING	1	000-503-170	SPRING	1
000-503-170	SPRING	1	000-503-180	SPRING	1
000-503-180	SPRING	1	000-503-190	SPRING	1
000-503-190	SPRING	1	000-503-200	SPRING	1
000-503-200	SPRING	1	000-503-210	SPRING	1
000-503-210	SPRING	1	000-503-220	SPRING	1
000-503-220	SPRING	1	000-503-230	SPRING	1
000-503-230	SPRING	1	000-503-240	SPRING	1
000-503-240	SPRING	1	000-503-250	SPRING	1
000-503-250	SPRING	1	000-503-260	SPRING	1
000-503-260	SPRING	1	000-503-270	SPRING	1
000-503-270	SPRING	1	000-503-280	SPRING	1
000-503-280	SPRING	1	000-503-290	SPRING	1
000-503-290	SPRING	1	000-503-300	SPRING	1
000-503-300	SPRING	1	000-503-310	SPRING	1
000-503-310	SPRING	1	000-503-320	SPRING	1
000-503-320	SPRING	1	000-503-330	SPRING	1
000-503-330	SPRING	1	000-503-340	SPRING	1
000-503-340	SPRING	1	000-503-350	SPRING	1
000-503-350	SPRING	1	000-503-360	SPRING	1
000-503-360	SPRING	1	000-503-370	SPRING	1
000-503-370	SPRING	1	000-503-380	SPRING	1
000-503-380	SPRING	1	000-503-390	SPRING	1
000-503-390	SPRING	1	000-503-400	SPRING	1
000-503-400	SPRING	1	000-503-410	SPRING	1
000-503-410	SPRING	1	000-503-420	SPRING	1
000-503-420	SPRING	1	000-503-430	SPRING	1
000-503-430	SPRING	1	000-503-440	SPRING	1
000-503-440	SPRING	1	000-503-450	SPRING	1
000-503-450	SPRING	1	000-503-460	SPRING	1
000-503-460	SPRING	1	000-503-470	SPRING	1
000-503-470	SPRING	1	000-503-480	SPRING	1
000-503-480	SPRING	1	000-503-490	SPRING	1
000-503-490	SPRING	1	000-503-500	SPRING	1
000-503-500	SPRING	1	000-503-510	SPRING	1
000-503-510	SPRING	1	000-503-520	SPRING	1
000-503-520	SPRING	1	000-503-530	SPRING	1
000-503-530	SPRING	1	000-503-540	SPRING	1
000-503-540	SPRING	1	000-503-550	SPRING	1
000-503-550	SPRING	1	000-503-560	SPRING	1
000-503-560	SPRING	1	000-503-570	SPRING	1
000-503-570	SPRING	1	000-503-580	SPRING	1
000-503-580	SPRING	1	000-503-590	SPRING	1
000-503-590	SPRING	1	000-503-600	SPRING	1
000-503-600	SPRING	1	000-503-610	SPRING	1
000-503-610	SPRING	1	000-503-620	SPRING	1
000-503-620	SPRING	1	000-503-630	SPRING	1
000-503-630	SPRING	1	000-503-640	SPRING	1
000-503-640	SPRING	1	000-503-650	SPRING	1
000-503-650	SPRING	1	000-503-660	SPRING	1
000-503-660	SPRING	1	000-503-670	SPRING	1
000-503-670	SPRING	1	000-503-680	SPRING	1
000-503-680	SPRING	1	000-503-690	SPRING	1
000-503-690	SPRING	1	000-503-700	SPRING	1
000-503-700	SPRING	1	000-503-710	SPRING	1
000-503-710	SPRING	1	000-503-720	SPRING	1
000-503-720	SPRING	1	000-503-730	SPRING	1
000-503-730	SPRING	1	000-503-740	SPRING	1
000-503-740	SPRING	1	000-503-750	SPRING	1
000-503-750	SPRING	1	000-503-760	SPRING	1
000-503-760	SPRING	1	000-503-770	SPRING	1
000-503-770	SPRING	1	000-503-780	SPRING	1
000-503-780	SPRING	1	000-503-790	SPRING	1
000-503-790	SPRING	1	000-503-800	SPRING	1
000-503-800	SPRING	1	000-503-810	SPRING	1
000-503-810	SPRING	1	000-503-820	SPRING	1
000-503-820	SPRING	1	000-503-830	SPRING	1
000-503-830	SPRING	1	000-503-840	SPRING	1
000-503-840	SPRING	1	000-503-850	SPRING	1
000-503-850	SPRING	1	000-503-860	SPRING	1
000-503-860	SPRING	1	000-503-870	SPRING	1
000-503-870	SPRING	1	000-503-880	SPRING	1
000-503-880	SPRING	1	000-503-890	SPRING	1
000-503-890	SPRING	1	000-503-900	SPRING	1
000-503-900	SPRING	1	000-503-910	SPRING	1
000-503-910	SPRING	1	000-503-920	SPRING	1
000-503-920	SPRING	1	000-503-930	SPRING	1
000-503-930	SPRING	1	000-503-940	SPRING	1
000-503-940	SPRING	1	000-503-950	SPRING	1
000-503-950	SPRING	1	000-503-960	SPRING	1
000-503-960	SPRING	1	000-503-970	SPRING	1
000-503-970	SPRING	1	000-503-980	SPRING	1
000-503-980	SPRING	1	000-503-990	SPRING	1
000-503-990	SPRING	1	000-503-1000	SPRING	1

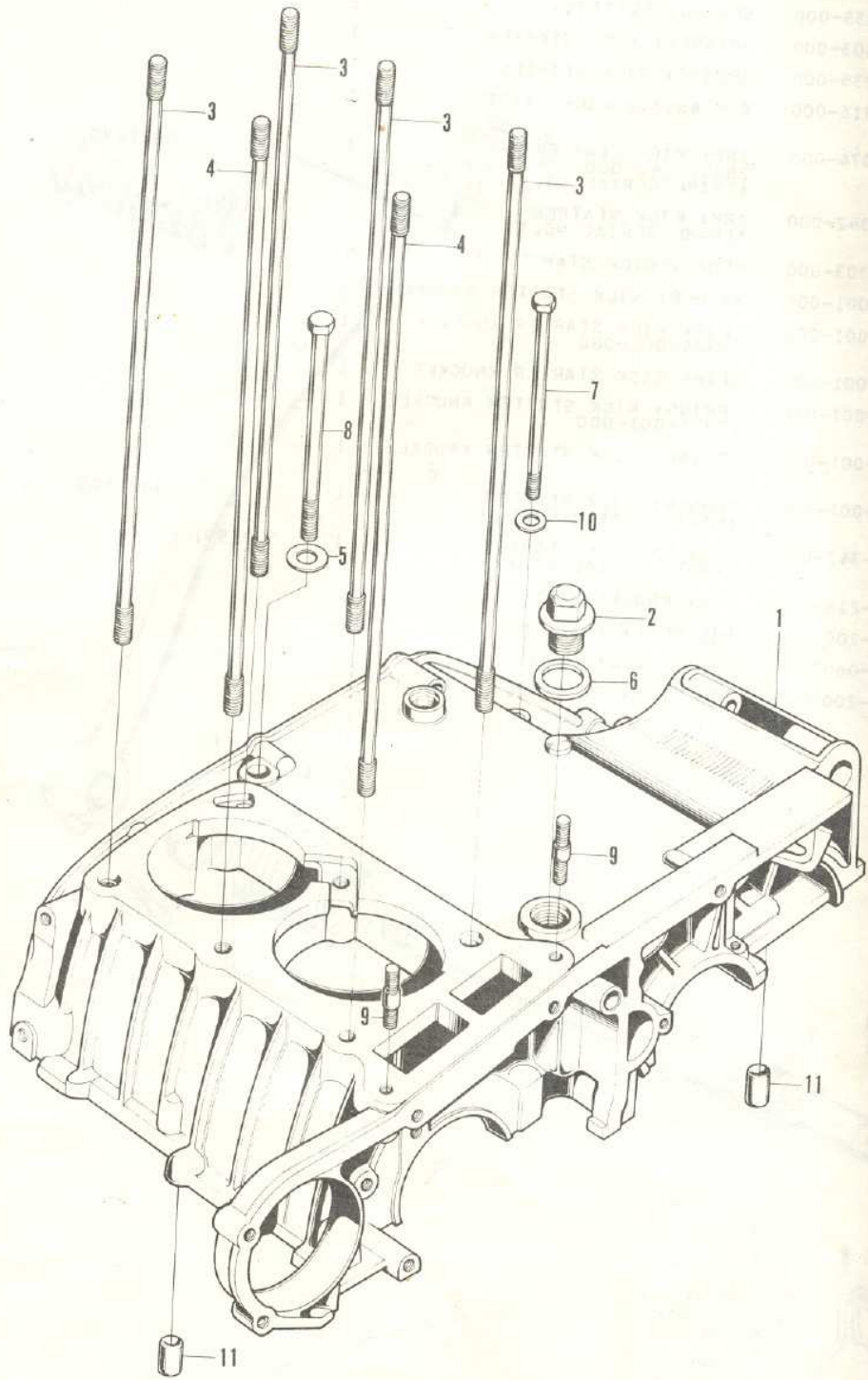


E-16 Kick Starter

Ref. No.	Part No.	Description	Reqd. No. CB125K5	Serial No.	Area Code
1	28211-230-010	PINION, KICK STARTER	1		
2	28239-235-000	SPRING, FRICTION	1		
3	28250-303-000	SPINDLE, KICK STARTER	1		
4	28261-235-000	SPRING, KICK STARTER	1		
5	28300-316-000	ARM ASSY., KICK STARTER	1		
6	28301-074-000	ARM, KICK STARTER 28301-342-000 (FRAME SERIAL NO.)	1	5021590	
	28301-342-000	ARM, KICK STATER (FRAME SERIAL NO.)	1	5021591	
7	28302-303-000	PEDAL, KICK STARTER	1		
8	28303-001-000	WASHER, KICK STARTER KNUCKLE	1		
9	28304-001-000	CLIP, KICK STARTER KNUCKLE 28324-001-000	1		
	28324-001-000	CLIP, KICK STARTER KNUCKLE	1		
10	28305-001-000	SPRING, KICK STARTER KNUCKLE 28322-001-000	1		
	28322-001-000	SPRING, KICK STARTER KNUCKLE	1		
11	28311-001-000	RUBBER, KICK STARTER (FRAME SERIAL NO.)	1	5021590	
	28311-342-000	RUBBER, KICK STARTER (FRAME SERIAL NO.)	1	5021591	
12	90701-216-000	PIN, KNOCK, 4X15	1		
13	91203-200-000	OIL SEAL, 14X24X8	1		
14	92000-06025	BOLT, HEX., 6X25	1		
15	94510-20000	CIR CLIP, EXTERNAL, 20MM	2		

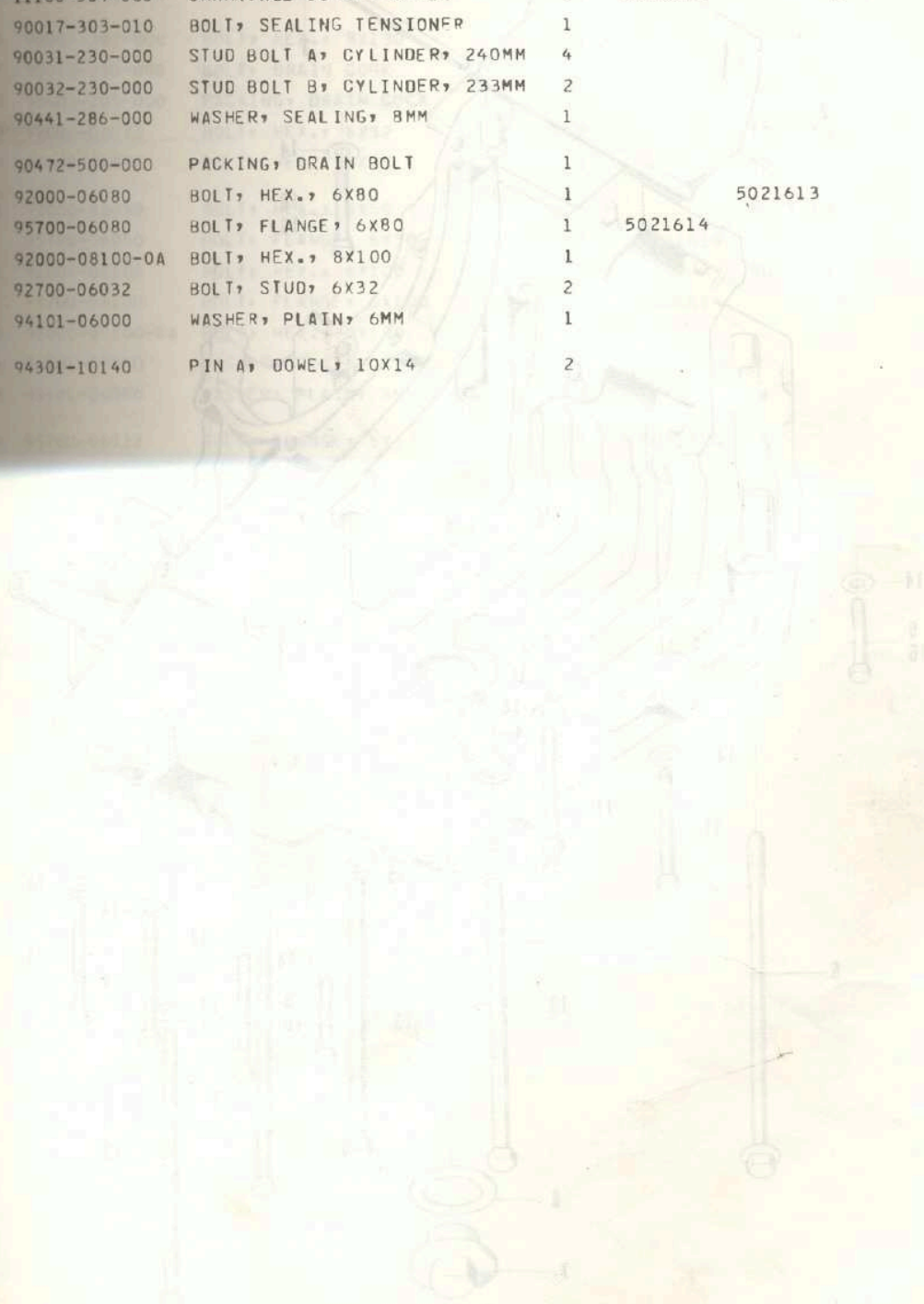


E-17 Upper Crankcase

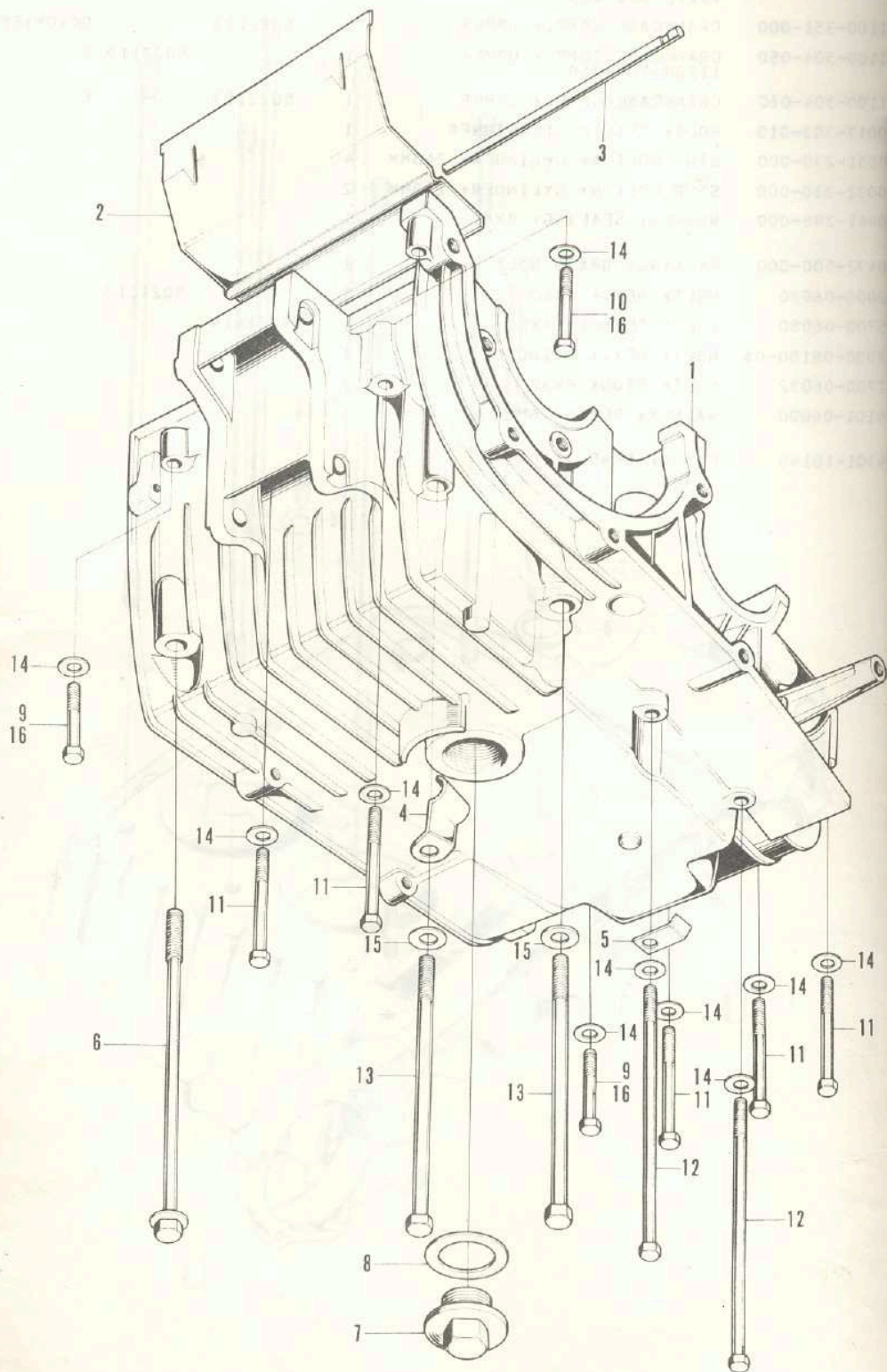


E-17 Upper Crankcase

Ref. No.	Part No.	Description	Reqd. No. CB125K5	Serial No.	Area Code
1	11100-303-050	CRANKCASE COMP., UPPER 11100-351-000	1	5022112	DK,DM,ED,F
	11100-351-000	CRANKCASE COMP., UPPER	1	5022113	DK,DM,ED,F
	11100-304-050	CRANKCASE COMP., UPPER 11100-304-060	1	5022112	G
	11100-304-060	CRANKCASE COMP., UPPER	1	5022113	G
2	90017-303-010	BOLT, SEALING TENSIONER	1		
3	90031-230-000	STUD BOLT A, CYLINDER, 240MM	4		
4	90032-230-000	STUD BOLT B, CYLINDER, 233MM	2		
5	90441-286-000	WASHER, SEALING, 8MM	1		
6	90472-500-000	PACKING, DRAIN BOLT	1		
7	92000-06080	BOLT, HEX., 6X80	1	5021613	
	95700-06080	BOLT, FLANGE, 6X80	1	5021614	
8	92000-08100-0A	BOLT, HEX., 8X100	1		
9	92700-06032	BOLT, STUD, 6X32	2		
10	94101-06000	WASHER, PLAIN, 6MM	1		
11	94301-10140	PIN A, DOWEL, 10X14	2		

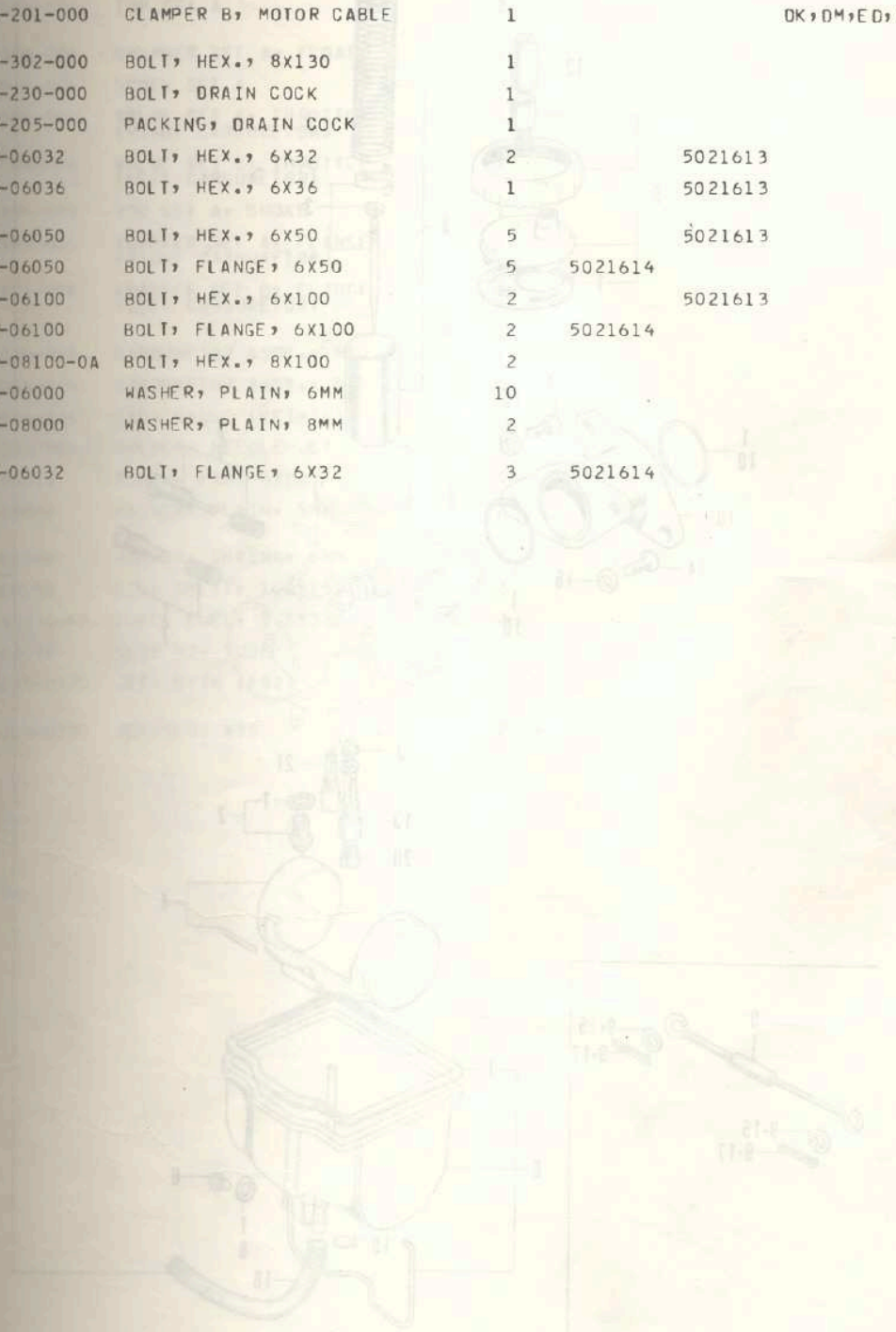


E-18 Lower Crankcase



E-18 Lower Crankcase

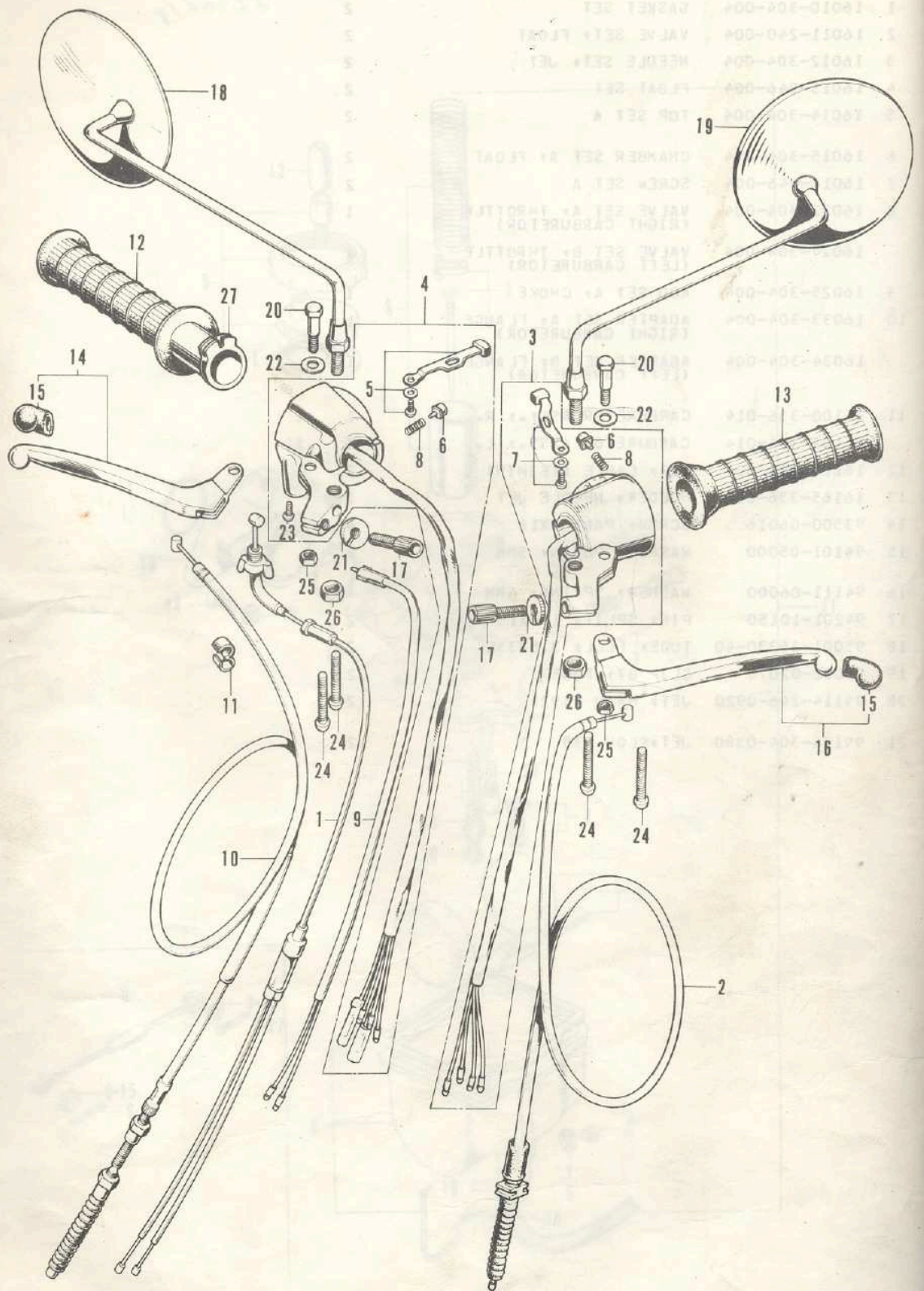
Ref. No.	Part No.	Description	Reqd. No. CB125K5	Serial No.	Area Code
1	11200-303-030	CRANKCASE COMP., LOWER	1		
2	11751-230-000	SEPARATOR, OIL	1		
3	11781-230-000	BAR, OIL SEPARATOR SETTING	1		
4	32911-201-000	CLAMPER A, MOTOR CABLE	1		OK, DM, ED, F
5	32912-201-000	CLAMPER B, MOTOR CABLE	1		OK, DM, ED, F
6	90002-302-000	BOLT, HEX., 8X130	1		
7	90013-230-000	BOLT, DRAIN COCK	1		
8	90407-205-000	PACKING, DRAIN COCK	1		
9	92000-06032	BOLT, HEX., 6X32	2	5021613	
10	92000-06036	BOLT, HEX., 6X36	1	5021613	
11	92000-06050	BOLT, HEX., 6X50	5	5021613	
	95700-06050	BOLT, FLANGE, 6X50	5	5021614	
12	92000-06100	BOLT, HEX., 6X100	2	5021613	
	95700-06100	BOLT, FLANGE, 6X100	2	5021614	
13	92000-08100-0A	BOLT, HEX., 8X100	2		
14	94101-06000	WASHER, PLAIN, 6MM	10		
15	94101-08000	WASHER, PLAIN, 8MM	2		
16	95700-06032	BOLT, FLANGE, 6X32	3	5021614	



E-19 Carburetor

Ref. No.	Part No.	Description	Reqd. No. CB125K5	Serial No.	Area Code
1	16010-304-004	GASKET SET	2	17,506/19	
2	16011-240-004	VALVE SET, FLOAT	2		
3	16012-304-004	NEEDLE SET, JET	2		
4	16013-046-004	FLOAT SET	2		
5	16014-304-004	TOP SET A	2		
	16015-304-DD4	CHAMBER SET A, FLOAT	2		
7	16016-046-004	SCREW SET A	2		
8	16022-304-004	VALVE SET A, THROTTLE (RIGHT CARBURETOR)	1		
	16027-304-004	VALVE SET B, THROTTLE (LEFT CARBURETOR)	1		
9	16025-304-004	ROD SET A, CHOKE	1		
10	16033-304-004	ADAPTER SET A, FLANGE (RIGHT CARBURETOR)	1		
	16034-304-004	ADAPTER SET B, FLANGE (LEFT CARBURETOR)	1		
11	16100-336-014	CARBURETOR ASSY., R.	1		
	16102-336-014	CARBURETOR ASSY., L.	1		
12	16118-086-004	CAP, CABLE (KEIHIN)	2		
13	16165-336-004	HOLDER, NEEDLE JET	2		
14	93500-06016	SCREW, PAN, 6X16	4		
15	94101-05000	WASHER, PLAIN, 5MM	2		
16	94111-06000	WASHER, SPRING, 6MM	4		
17	94201-10150	PIN, SPLIT, 1.0X15	2		
18	95001-35330-40	TUBE, FUEL, 3.5X330	2		
19	95002-02070	CLIP B7, TUBE	2		
20	99114-246-0920	JET, MAIN (#92)	2		
21	99124-304-0380	JET, SLOW #38	2		

F-1 Cable · Switch · Handle Grip

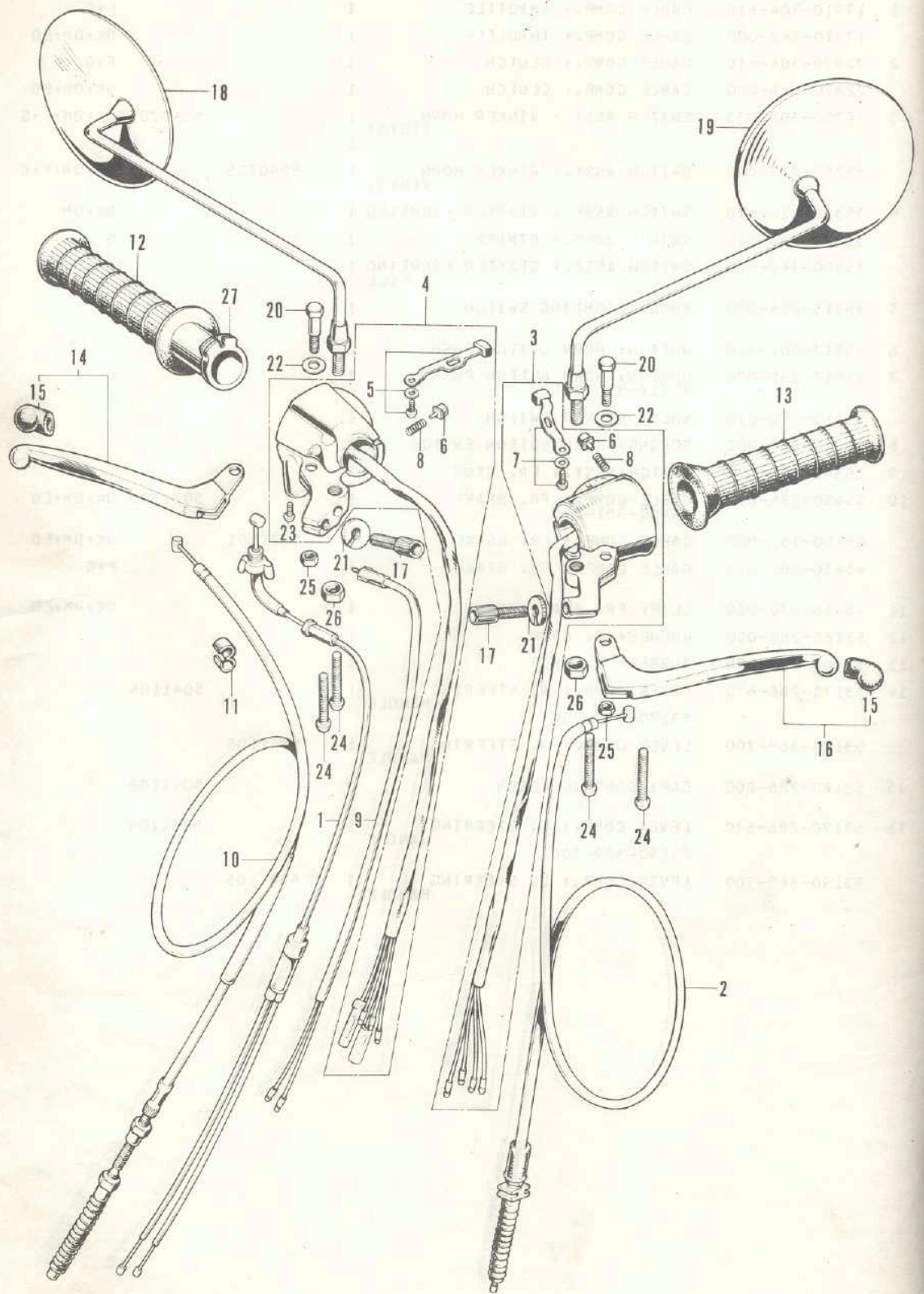


F-1 Cable · Switch · Handle Grip

Ref. No.	Part No.	Description	Reqd. No. CB125K5	Serial No.	Area Code
1	17910-304-610	CABLE COMP., THROTTLE	1		F,G
	17910-342-000	CABLE COMP., THROTTLE	1		DK,DM,ED
2	22870-304-610	CABLE COMP., CLUTCH	1		F,G
	22870-336-000	CABLE COMP., CLUTCH	1		DK,DM,ED
3	35250-300-033	SWITCH ASSY., WINKER HORN (TOYO)	1	5040704	DK,DM,F,G
			1		ED
	35250-319-003	SWITCH ASSY., WINKER HORN (TOYO)	1	5040705	DK,DM,F,G
4	35300-316-670	SWITCH ASSY., STARTER LIGHTING	1		DK,DM
	35300-336-610	SWITCH ASSY., DIMMER	1		G
	35300-342-600	SWITCH ASSY., STARTER LIGHTING & KILL	1		ED,F
5	35315-235-000	KNOB, LIGHTING SWITCH	1		
6	35317-001-310	BUTTON, HORN SWITCH PUSH	2		
7	35317-235-000	BUTTON, HORN BUTTON PUSH 35317-310-810	1		
	35317-310-810	KNOB, WINKER SWITCH	1		
8	35318-259-000	SPRING, HORN BUTTON SWITCH	2		
9	35340-320-670	SWITCH ASSY., FR. STOP	1		
10	45450-235-010	CABLE COMP., FR. BRAKE 45450-351-000	1	5021590	DK,DM,ED
	45450-351-000	CABLE COMP., FR. BRAKE	1	5021591	DK,DM,ED
	45450-304-611	CABLE COMP., FR. BRAKE	1		F,G
11	45465-270-000	CLIP, FR. BRAKE CABLE	1		DK,DM,ED
12	53165-283-000	RUBBER, R. GRIP	1		
13	53166-283-000	RUBBER, L. GRIP	1		
14	53170-286-670	LEVER COMP., R. STEERING HANDLE	1	5041104	
	53170-369-700	LEVER COMP., R. STEERING HANDLE	1	5041105	
15	53180-286-000	CAP, CONTROL LEVER	2	5041104	
16	53190-286-670	LEVER COMP., L. STEERING HANDLE	1	5041104	
	53190-369-700	LEVER COMP., L. STEERING HANDLE	1	5041105	

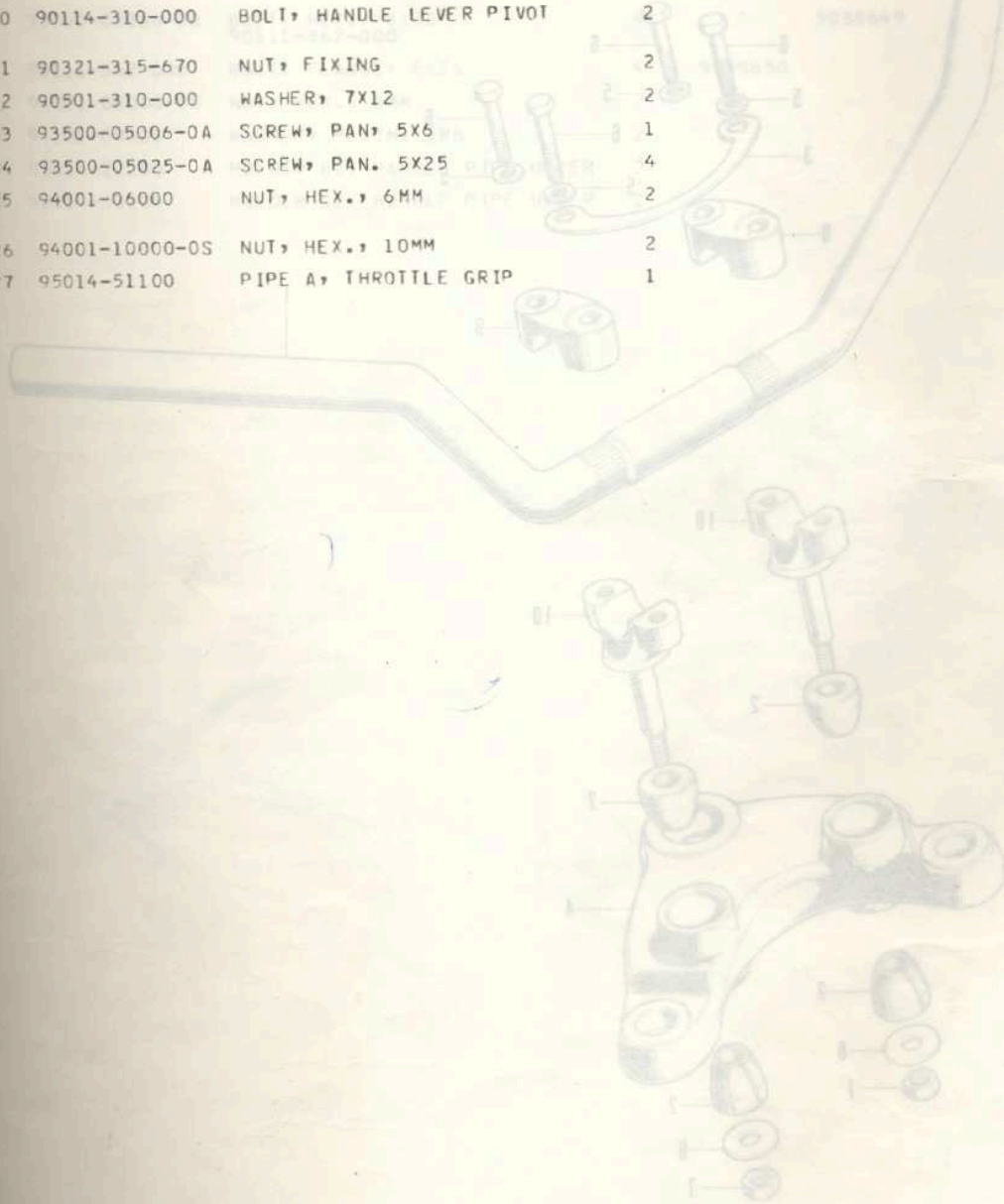
FRAME GROUP

F-1 Cable • Switch • Handle Grip

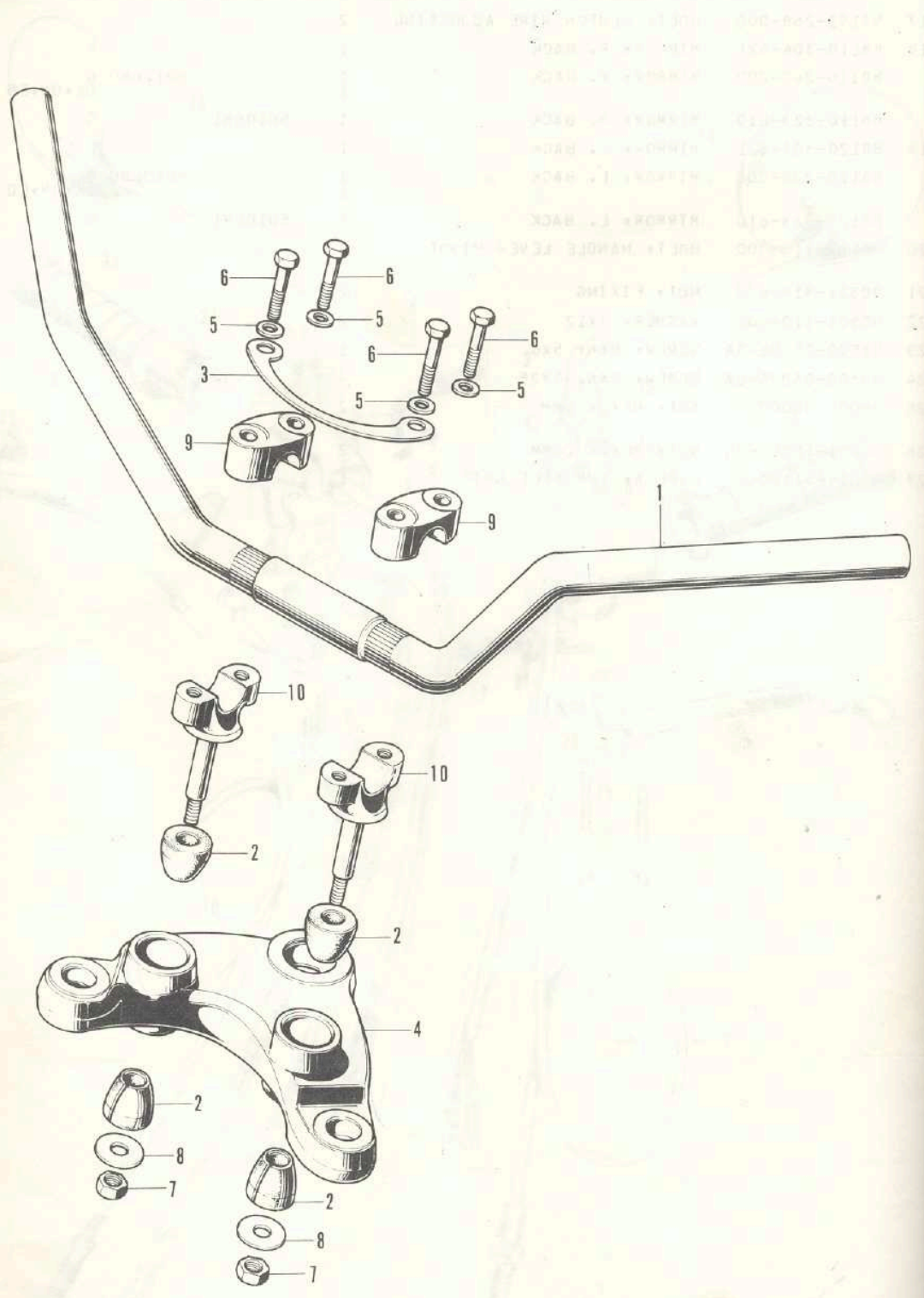


F-1 Cable · Switch · Handle Grip

Ref. No.	Part No.	Description	Reqd. No. CB125K5	Serial No.	Area Code
17	53192-268-000	BOLT, CLUTCH WIRE ADJUSTING	2		
18	88110-304-621	MIRROR, R. BACK	1		F
	88110-240-000	MIRROR, R. BACK	1	5010680	G DK, DM, ED
	88110-323-610	MIRROR, R. BACK	1	5010681	G
19	88120-304-621	MIRROR, L. BACK	1		F
	88120-235-000	MIRROR, L. BACK	1	5010680	G DK, DM, ED
	88120-323-610	MIRROR, L. BACK	1	5010681	G
20	90114-310-000	BOLT, HANDLE LEVER PIVOT	2		
21	90321-315-670	NUT, FIXING	2		
22	90501-310-000	WASHER, 7X12	2		
23	93500-05006-0A	SCREW, PAN, 5X6	1		
24	93500-05025-0A	SCREW, PAN, 5X25	4		
25	94001-06000	NUT, HEX., 6MM	2		
26	94001-10000-0S	NUT, HEX., 10MM	2		
27	95014-51100	PIPE A, THROTTLE GRIP	1		



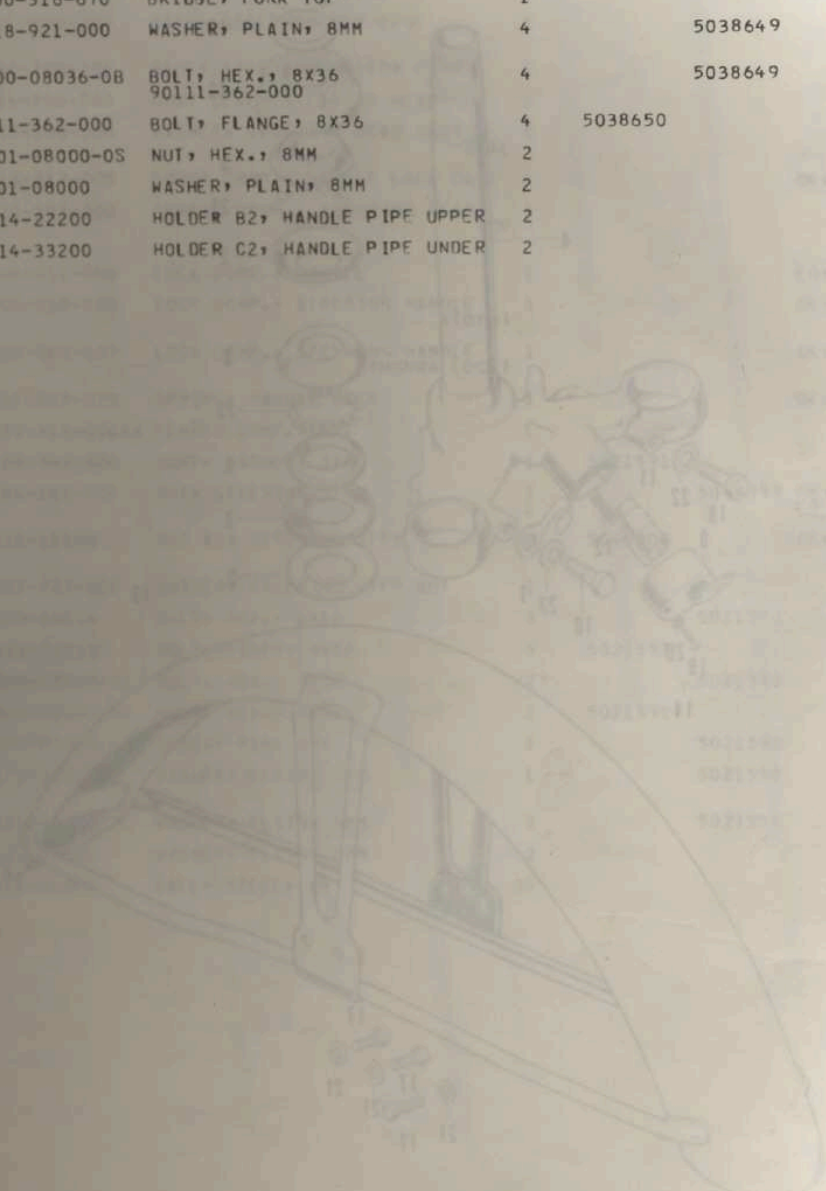
F-2 Handle • Fork Top Bridge



Ref. No.
1
2
3
4
5
6
7
8
9
10

F-2 Handle · Fork Top Bridge

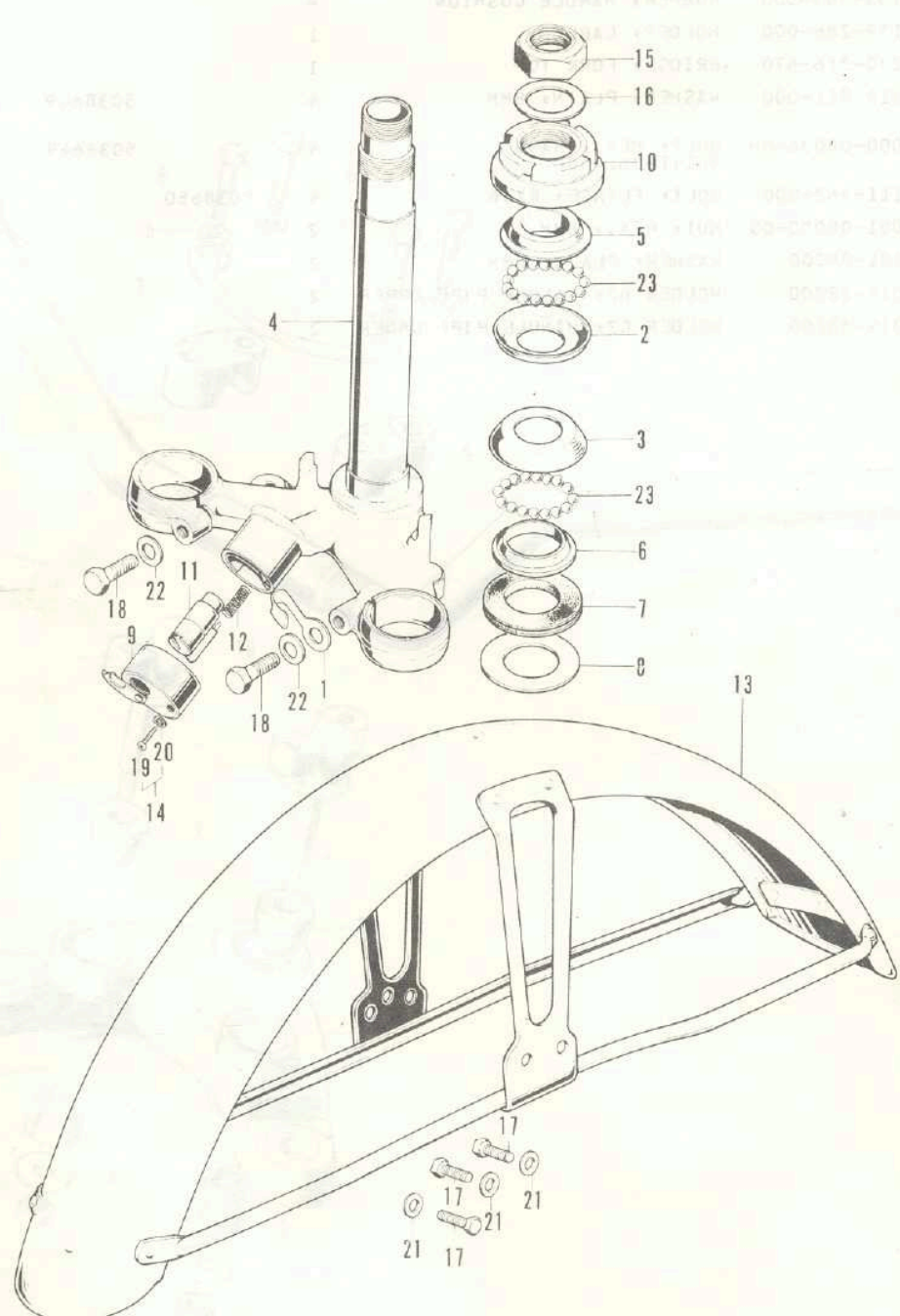
Ref. No.	Part No.	Description	Reqd. No. CB125K5	Serial No.	Area Code
1	53100-336-000	PIPE, STEERING HANDLE	1		DK, DM, ED
	53100-315-600	PIPE, STEERING HANDLE	1	5021590	F, G
	53100-336-610	PIPE, STEERING HANDLE	1	5021591	F, G
2	53133-303-000	RUBBER, HANDLE CUSHION	4		
3	53139-286-000	HOLDER, CABLE	1		
4	53230-316-670	BRIDGE, FORK TOP	1		
5	90518-921-000	WASHER, PLAIN, 8MM	4	5038649	
6	93000-08036-0B	BOLT, HEX., 8X36	4	5038649	
	90111-362-000	BOLT, FLANGE, 8X36	4	5038650	
7	94001-08000-0S	NUT, HEX., 8MM	2		
8	94101-08000	WASHER, PLAIN, 8MM	2		
9	95014-22200	HOLDER B2, HANDLE PIPE UPPER	2		
10	95014-33200	HOLDER C2, HANDLE PIPE UNDER	2		



F-3 Steering Stem • Front Fender

Part No.	Description	Part No.	Description
----------	-------------	----------	-------------

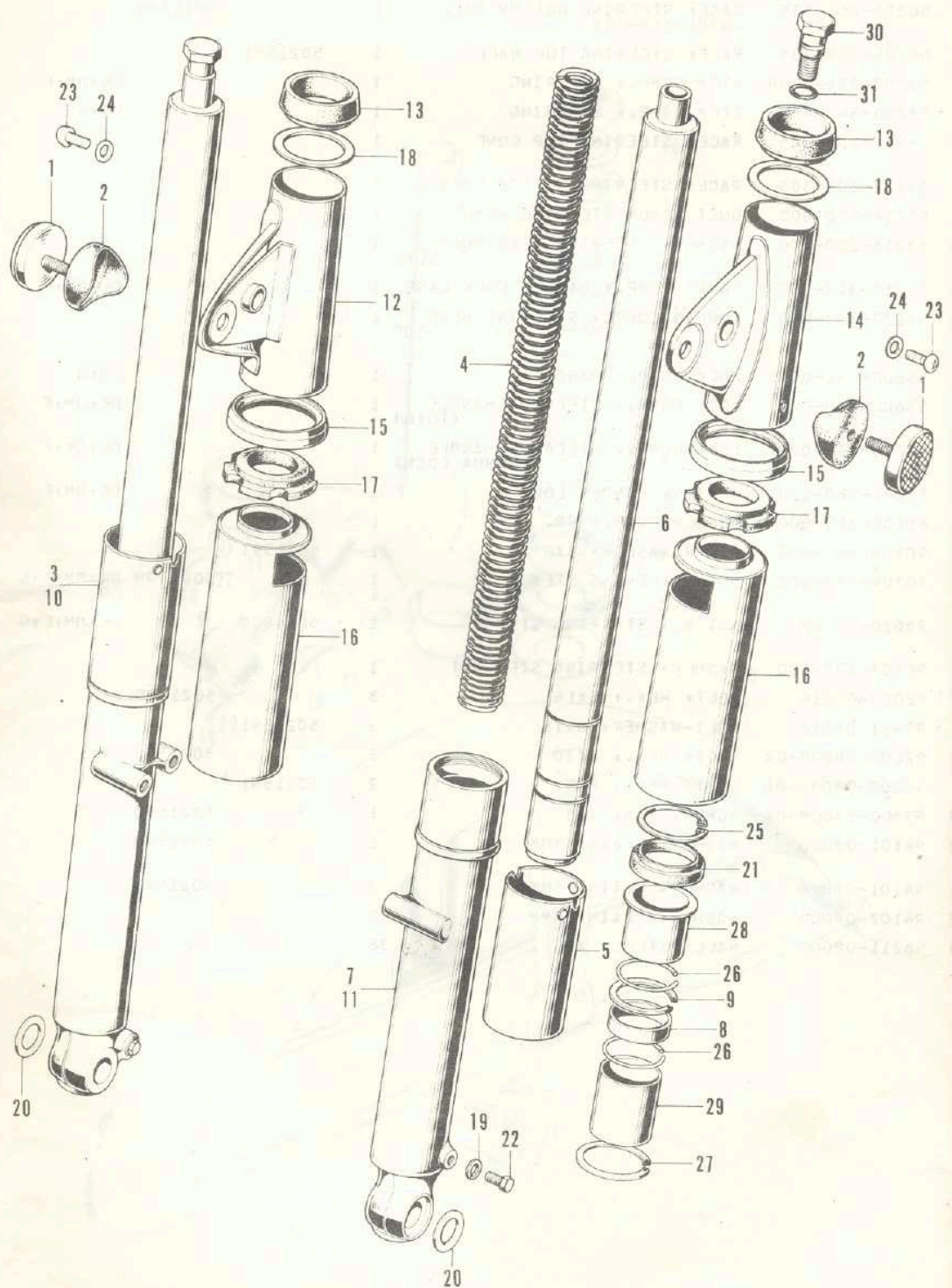
1	PIPE, STEERING HANDLE	15	NUT
2	PIPE, STEERING HANDLE	16	WASHER
3	WHEEL STEERING HANDLE	10	WASHER
4	RUBBER HANDLE CUSHION	5	WASHER
5	WASHER	23	SPACER
6	WASHER	2	WASHER
7	WASHER	3	WASHER
8	WASHER	23	SPACER
9	WASHER	6	WASHER
10	WASHER	7	WASHER
11	WASHER	8	WASHER



F-3 Steering Stem - Front Fender

Ref. No.	Part No.	Description	Reqd. No. CBI25K5	Serial No.	Area Code
1	45465-028-000	CLIP, FR. BRAKE CABLE	1		
2	50301-200-315	RACE, STEERING TOP BALL	1		
3	50302-200-305	RACE, STEERING BOTTOM BALL	1	5021590	
	50301-268-305	RACE, STEERING TOP BALL	1	5021591	
4	53200-338-000B	STEP COMP., STEERING	1		DK, DM, F
	53200-342-730B	STEP COMP., STEERING	1		ED, G
5	53211-200-305	RACE, STEERING TOP CONE	1		
6	53212-200-305	RACE, STEERING BOTTOM CORN	1		
7	53214-200-000	DUST SEAL, STEERING HEAD	1		
8	53215-200-000	WASHER, STEERING HEAD DUST SEAL	1		
9	53215-317-000	COVER COMP., HANDLE LOCK CASE	1		DK, DM, F
10	53220-303-000	THREAD COMP., STEERING HEAD TOP	1		
11	53600-051-000	LOCK COMP., HANDLE	1		ED, G
	53600-230-000	LOCK COMP., STEERING HANDLE (TOYO)	1		DK, DM, F
	53600-303-007	LOCK COMP., STEERING HANDLE (HONDA LOCK)	1		DK, DM, F
12	53631-268-020	SPRING, HANDLE LOCK	1		DK, DM, F
13	61100-315-000KM	FENDER COMP., FR.	1		
14	90109-342-000	SCREW WASHER, 3X8	1	5021591	
15	90304-240-000	NUT, STEERING STEM	1	5044799	DK, DM, F, G ED
	95020-11200	NUT 42, STEERING STEM	1	5044800	DK, DM, F, G
16	90503-222-000	WASHER, STEERING STEM NUT	1		
17	92000-06016	BOLT, HEX., 6X16	3	5021590	
	93481-06016	BOLT-WASHER, 6X16	3	5021591	
18	92000-08030-0A	BOLT, HEX., 8X30	2	5021590	
	92000-08032-0A	BOLT, HEX., 8X32	2	5021591	
19	93500-03008-0A	SCREW, PAN, 3X8	1	5021590	
20	94101-03000	WASHER, PLAIN, 3MM	1	5021590	
21	94101-06000	WASHER, PLAIN, 6MM	3	5021590	
22	94102-08000	WASHER, PLAIN, 8MM	2		
23	96211-08000	BALL, STEEL, #8	36		

F-4 Front Fork



Ref. No.
1
2
3
4
5
6
7
8
9
10
11
12
13
14
15
16
17
18
19
20
21
22
23
24
25
26
27
28
29
30
31

F-4 Front Fork

Ref. No.	Part No.	Description	Reqd. No. CB125K5	Serial No.	Area Code
1	33741-340-670	REFLECTOR, FR. REFLEX	2	5033340	F DK, DM, ED, G
2	33743-342-670	BASE, FR. REFLEX REFLECTOR	2	5033340	F DK, DM, ED, G
3	51400-336-000	FORK ASSY., R. FR.	1		
4	51401-216-000	SPRING, FR. CUSHION	2		
5	51402-240-000	COVER, BOTTOM CASE	2		
6	51410-336-000	PIPE COMP., FR. FORK	2		
7	51420-336-000	CASE COMP., R. FR. FORK BOTTOM	1		
8	51443-222-000	VALVE, FR. DAMPER	2		
9	51446-222-000	RING, FORK VALVE STOPPER	2		
10	51500-336-000	FORK ASSY., L. FR.	1		
11	51520-336-000	CASE COMP., L. FR. FORK BOTTOM	1		
12	51602-336-680HX	COVER, R. FR. FORK UPPER	1		
	51602-336-680LX	COVER, R. FR. FORK UPPER	1		DK, DM, ED
	51602-336-680MU	COVER, R. FR. FORK UPPER	1		
13	51603-315-000	ABSORBER, FR. FORK COVER UPPER SHOCK	2		
14	51606-336-680HX	COVER, L. FR. FORK UPPER	1		
	51606-336-680LX	COVER, L. FR. FORK UPPER	1		DK, DM, ED
	51606-336-680MU	COVER, L. FR. FORK UPPER	1		
15	51608-235-000	RIB, FR. FORK	2		
16	51611-240-000HX	COVER, R. FR. FORK UNDER	2		
	51611-240-000LX	COVER, R. FR. FORK UNDER	2		DK, DM, ED
	51611-240-000MU	COVER, R. FR. FORK UNDER	2		
17	51622-216-670	ABSORBER, FR. FORK COVER LOWER SHOCK	2		
18	51624-315-000	WASHER, UPPER COVER LOWER	2		
19	90543-273-000	PACKING, FR. FORK DRAIN COCK	2		
20	90557-230-000	WASHER, 15.2X25	2		
21	91255-315-003	OIL SEAL, 31X41X11	2		
22	92000-06008	BOLT, HEX., 6X8	2		
23	93500-06008-02	SCREW, PAN, 6X8	2	5033341	F
24	94101-06000	WASHER, PLAIN, 6MM	2	5033341	F
25	94536-41120	CLIP, INTL., 41MM	2		
26	94570-31000	SNAP RING A, 31MM	4		
27	94580-31000	RING B, SNAP, 31MM	2		
28	94602-31200	GUIDE	2		
29	94603-31200	PISTON, FORK, 31MM	2		
30	94605-10101	BOLT A, FORK	2		
31	94608-10000	O-RING, 8.4X2.4	2		

F-5 Front Wheel

Ref. No.	Part No.	Description	Reqd. No. CB125K5	Serial No.	Area Code
1	44301-304-971	AXLE, FR. WHEEL	1		
3	44311-240-000	COLLAR, FR. WHEEL SIDE	1		
4	44601-235-010	HUB, FR. WHEEL	1		
5	44620-235-000	COLLAR, FR. AXLE DISTANCE	1		
6	44701-235-000	RIM, FR. WHEEL	1		
7	44711-240-000	TIRE, FR. WHEEL (2.50-18)	1	5058253	DK, F DM, E, D, G
	44711-240-019	TIRE, FR. WHEEL (2.50-18) (YOKOHAMA)	1	5058254	DK, F
8	44712-216-000	TUBE, FR. WHEEL (2.50-18)	1	5058253	DK, F DM, E, D, G
	44712-216-009	TUBE, TIRE (2.50-18 YOKOHAMA)	1	5058254	DK, F
9	44713-205-000	FLAP, FR. TUBE	1	5058253	DK, F DM, E, D, G
	42713-389-009	FLAP, TIRE (YOKOHAMA)	1	5058254	DK, F
10	44806-235-000	GEAR, SPEEDOMETER	1		
11	45100-304-000	PANEL COMP., FR. BRAKE	1		
12	45106-235-000	WASHER, FR. ANCHOR PIN	2		
13	45120-235-000	SHOE COMP., FR. BRAKE	2		
14	45131-235-010	CAM A, FR. BRAKE	1		
15	45132-235-000	CAM B, FR. BRAKE	1		
16	45133-235-000	SPRING, FR. BRAKE SHOE	2	5022677	
	45133-345-770	SPRING, FR. BRAKE SHOE 45133-345-000	2	5022678	
	45133-345-000	SPRING, FR. BRAKE SHOE	2	5022678	
17	45134-250-000	SEAL, BRAKE CAM DAST	2		
18	45410-336-000	ARM A COMP., FR. BRAKE	1		
19	45420-336-000	ARM B COMP., FR. BRAKE	1		
20	45431-336-000	ARM, FR. BRAKE STOPPER	1		
21	45432-283-000	COLLAR, FR. BRAKE STOPPER ARM	1		
22	45461-222-000	SPRING, FR. BRAKE ARM RETURN	1		
23	90126-292-000	BOLT, FR. BRAKE STOPPER ARM	1		
24	90533-286-000	WASHER B, TONGUED, 8.2MM	2		
25	90549-121-000	WASHER, PLAIN, 14MM	1	5022678	

*271E
80/90 H18*

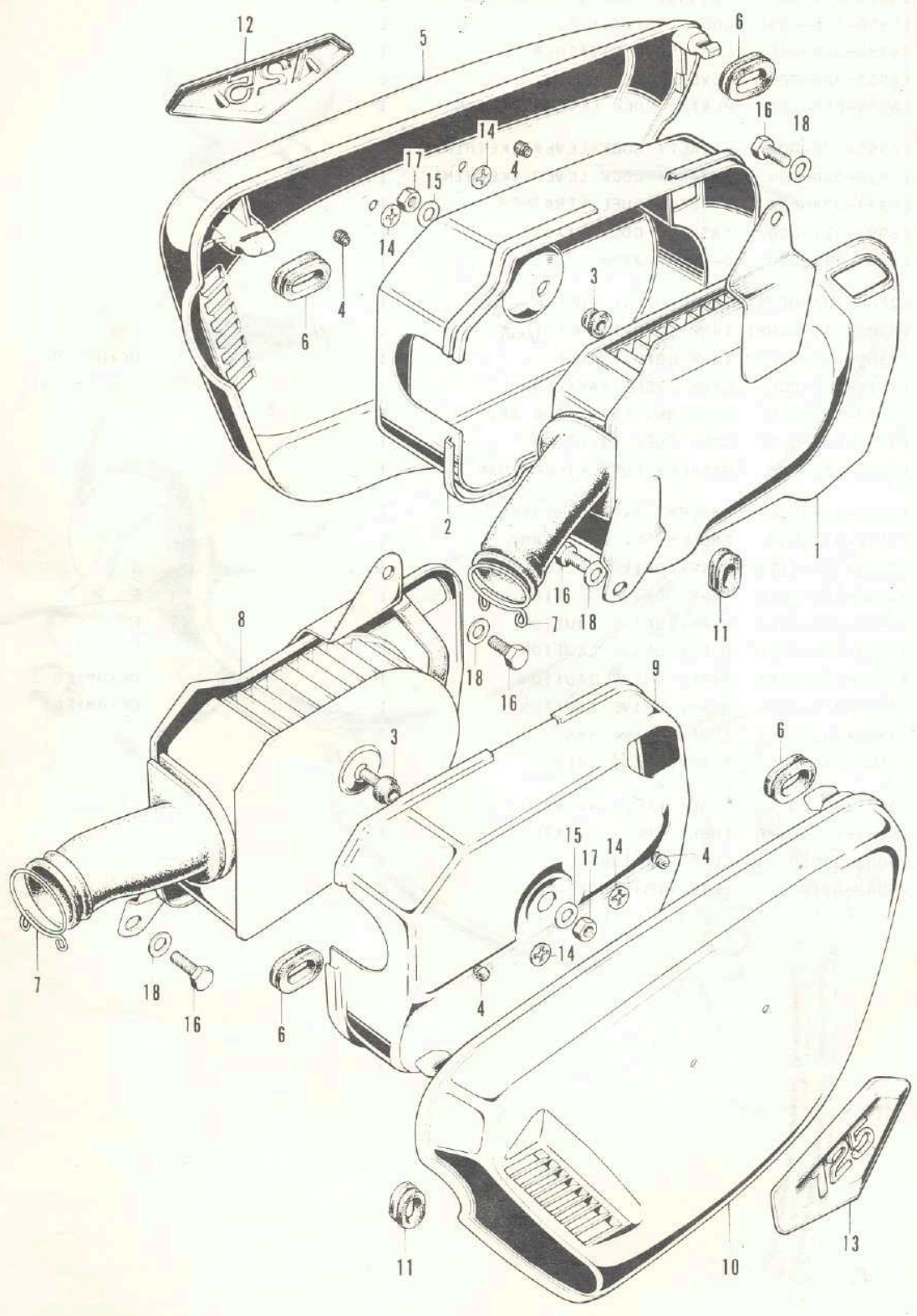
F-5 Front Wheel

Ref. No.	Part No.	Description	Reqd. No. CB125K5	Serial No.	Area Code
26	90557-230-000	WASHER, 15.2X25	2		
27	91251-230-000	OIL SEAL, 54X66X7	1		
28	91252-230-000	OIL SEAL, 26X42X7	1		
29	92000-06032	BOLT, HEX., 6X32	2		
30	93200-08028-0A	BOLT, HEX., 8X28	1		
31	93617-05020-0A	SCREW, FLAT, 5X20	1		
32	94001-06000	NUT, HEX., 6MM	3		
33	94011-14020-0S	NUT, CASTLE, 14MM	1		
34	94101-06000	WASHER, PLAIN, 6MM	4		
35	94201-20180	PIN, SPLIT, 2.0X18	1		
36	94201-20220	PIN, SPLIT, 2.0X22	2		
37	94201-30300	PIN, SPLIT, 3.0X30	1		
38	96140-63020	BEARING, BALL, 6302	2		
39	97394-52156-1	SPOKE B, 9X158	18		
40	97688-52155-1	SPOKE B, 9X157.5	18		

F-6 Fuel Tank • Fuel Cock

Ref. No.	Part No.	Description	Reqd. No. CB125K5	Serial No.	Area Code
1	16173-001-004	PAKING, FUEL STRAINER CUP	1		
2	16950-336-005	COCK ASSY., FUEL	1		
3	16952-028-000	CUP, FUEL STRAINER	1		
4	16953-028-004	LEVER, FUEL COCK	1		
5	16954-028-000	PLATE, COCK LEVER SETTING	1		
6	16955-028-004	GASKET, COCK LEVER (KETHIN)	1		
7	16956-028-004	SPRING, COCK LEVER (KEIHIN)	1		
8	16957-028-000	SCREEN, FUEL STRAINER	1		
9	16993-011-000	GASKET, COCK FIXING	1		
10	16997-273-000	O-RING, 23MM	1		
11	17500-336-000KW	TANK COMP., FUEL <i>Rouge</i>	1		
	17500-336-000MY	TANK COMP., FUEL <i>Vert</i>	1		
	17500-336-000MZ	TANK COMP., FUEL	1		DK, DM, ED
12	17611-303-000	PAD, FUEL TANK, FR.	2		
13	17613-336-000	CUSHION, FUEL TANK RR.	1		
14	17620-292-020	CAP, FUEL FILLER	1		
15	17631-259-000	GASKET, FUEL FILLER CAP	1		
16	87121-336-000	EMBLEM, R. FUEL TANK	1		
17	87122-336-000	EMBLEM, L. FUEL TANK	1		
18	87560-323-611A	MARK, DRIVE CAUTION	1		G
	87560-323-611B	MARK, DRIVE CAUTION	1		G
	87560-323-621A	MARK, DRIVE CAUTION	1		F
	87560-323-621B	MARK, DRIVE CAUTION	1		F
	87560-323-670A	MARK, DRIVE CAUTION	1		DK, DM, ED
	87560-323-670B	MARK, DRIVE CAUTION	1		DK, DM, ED
19	93500-03006-0A	SCREW, PAN, 3X6	2		
20	93500-06016	SCREW, PAN, 6X16	1		
21	95001-45200-40	TUBE, FUEL, 4.5X200	2		
22	95001-55200-40	TUBE, FUEL, 5.3X200	1		
23	95002-02080	CLIP B8, TUBE	4		
24	95002-02100	CLIP B10, TUBE	2		

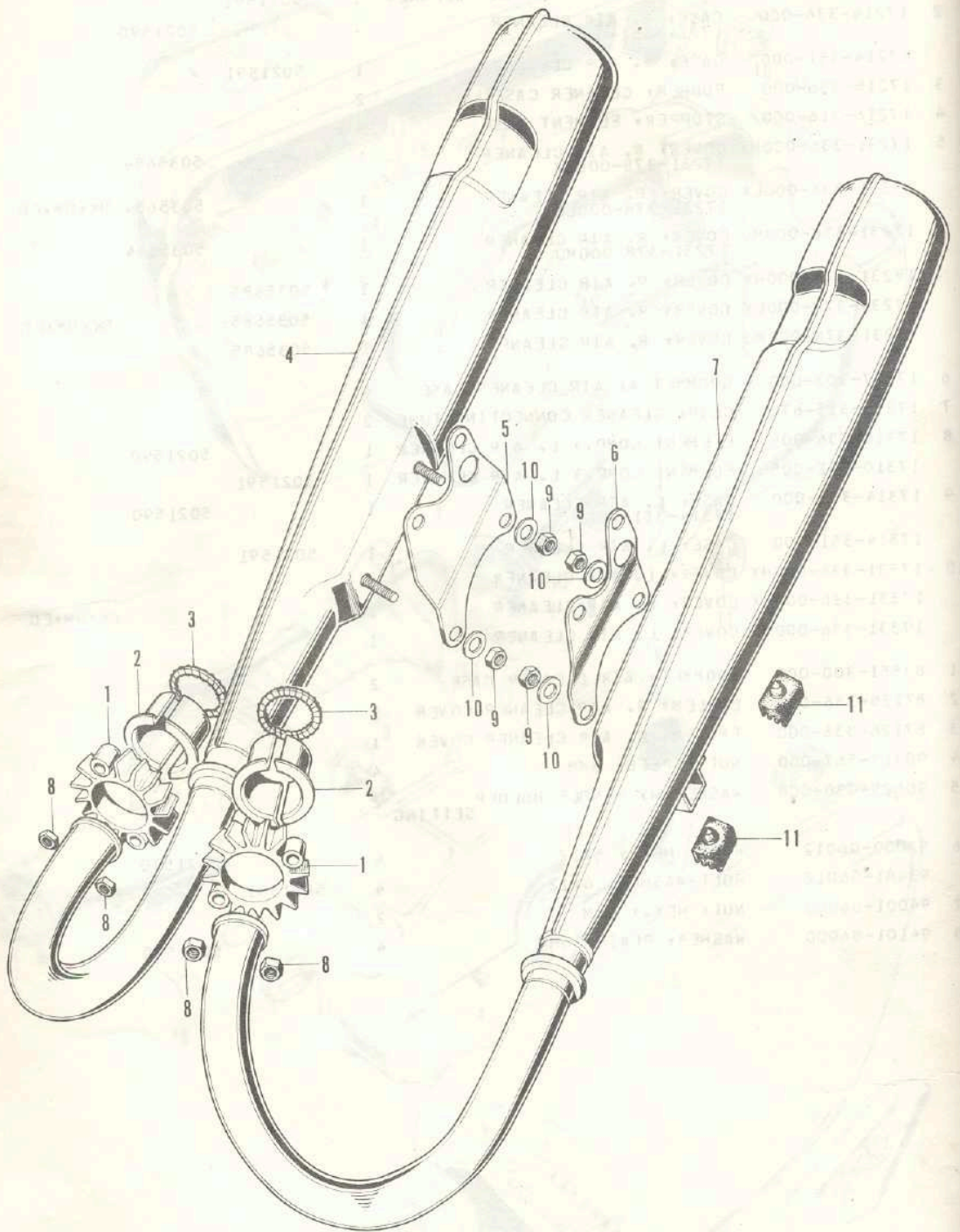
F-7 Air Cleaner



F-7 Air Cleaner

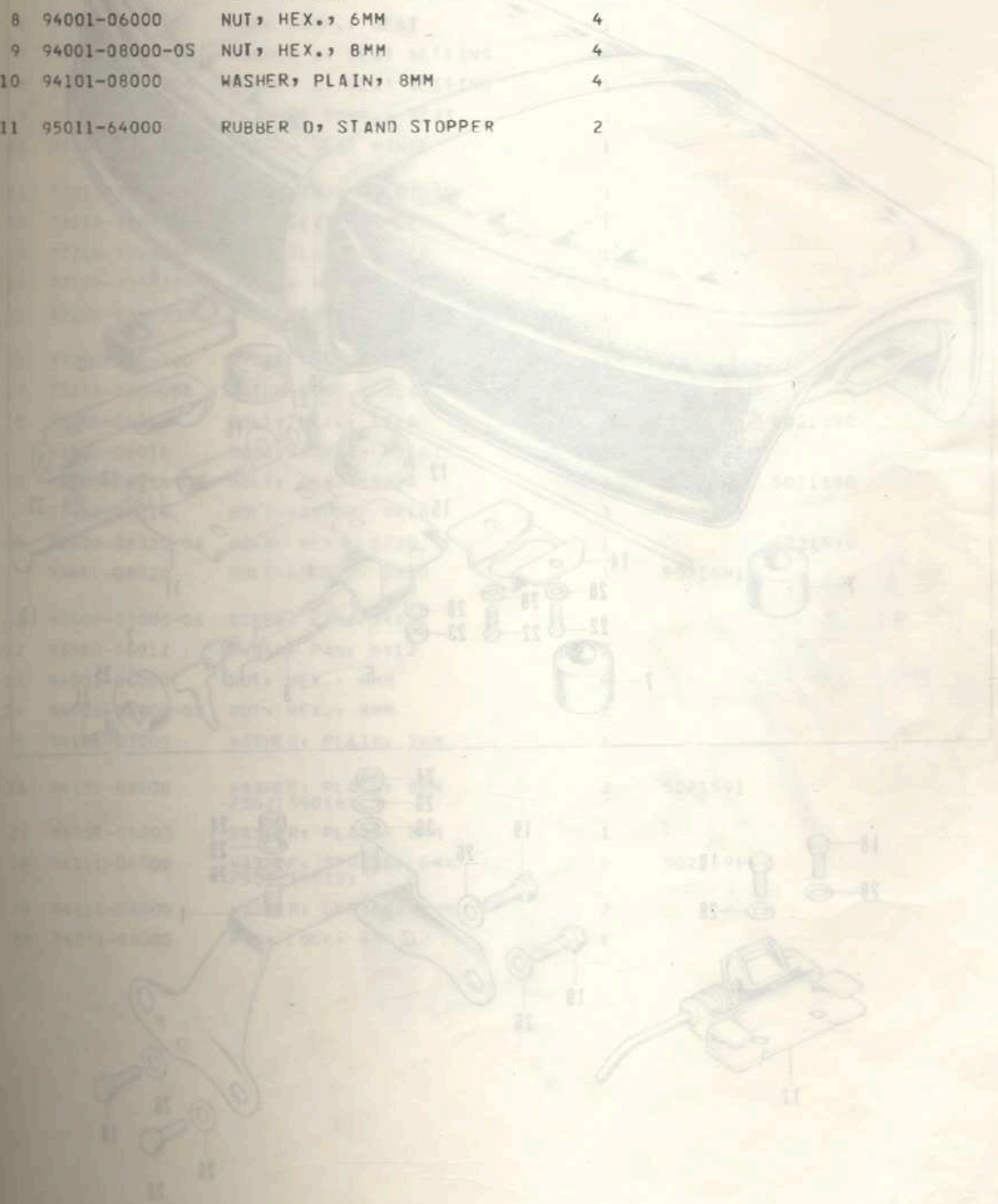
Ref. No.	Part No.	Description	Reqd. No. CBI25K5	Serial No.	Area Code
1	17210-336-005	ELEMENT COMP., R. AIR CLEANER	1	5021590	
	17210-351-005	ELEMENT COMP., R. AIR CLEANER	1	5021591	
2	17214-336-000	CASE, R. AIR CLEANER 17214-351-000	1	5021590	
	17214-351-000	CASE, R. AIR CLEANER	1	5021591	
3	17215-336-000	RUBBER, CLEANER CASE	2		
4	17216-316-000	STOPPER, ELEMENT CASE	4		
5	17231-336-000HX	COVER, R. AIR CLEANER 17231-378-000HX	1	5035684	
	17231-336-000LX	COVER, R. AIR CLEANER 17231-378-000LX	1	5035684	DK, DM, ED
	17231-336-000MU	COVER, R. AIR CLEANER 17231-378-000MU	1	5035684	
	17231-378-000HX	COVER, R. AIR CLEANER	1	5035685	
	17231-378-000LX	COVER, R. AIR CLEANER	1	5035685	DK, DM, ED
	17231-378-000MU	COVER, R. AIR CLEANER	1	5035685	
6	17247-303-000	GROMMET A, AIR CLEANER CASE	4		
7	17255-315-670	CLIP, CLEANER CONNECTING TUBE	2		
8	17310-336-005	ELEMENT COMP., L. AIR CLEANER	1	5021590	
	17310-351-005	ELEMENT COMP., L. AIR CLEANER	1	5021591	
9	17314-336-000	CASE, L. AIR CLEANER 17314-351-000	1	5021590	
	17314-351-000	CASE, L. AIR CLEANER	1	5021591	
10	17331-336-000HX	COVER, L. AIR CLEANER	1		
	17331-336-000LX	COVER, L. AIR CLEANER	1		DK, DM, ED
	17331-336-000MU	COVER, L. AIR CLEANER	1		
11	83551-300-000	GROMMET, AIR CLEANER CASE	2		
12	87125-336-000	EMBLEM, R. AIR CLEANER COVER	1		
13	87126-336-000	EMBLEM, L. AIR CLEANER COVER	1		
14	90313-567-000	NUT, SPEED, 3MM	4		
15	90525-030-000	WASHER B, HANDLE HOLDER SETTING	2		
16	92000-06012	BOLT, HEX., 6X12	4	5021590	
	93481-06012	BOLT-WASHER, 6X12	4	5021591	
17	94001-06000	NUT, HEX., 6MM	2		
18	94101-06000	WASHER, PLAIN, 6MM	4	5021590	

F-8 Exhaust Muffler

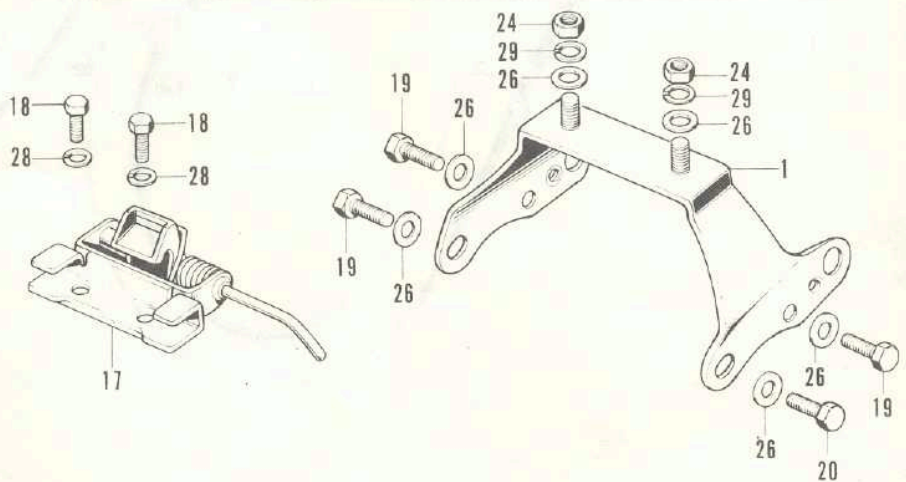
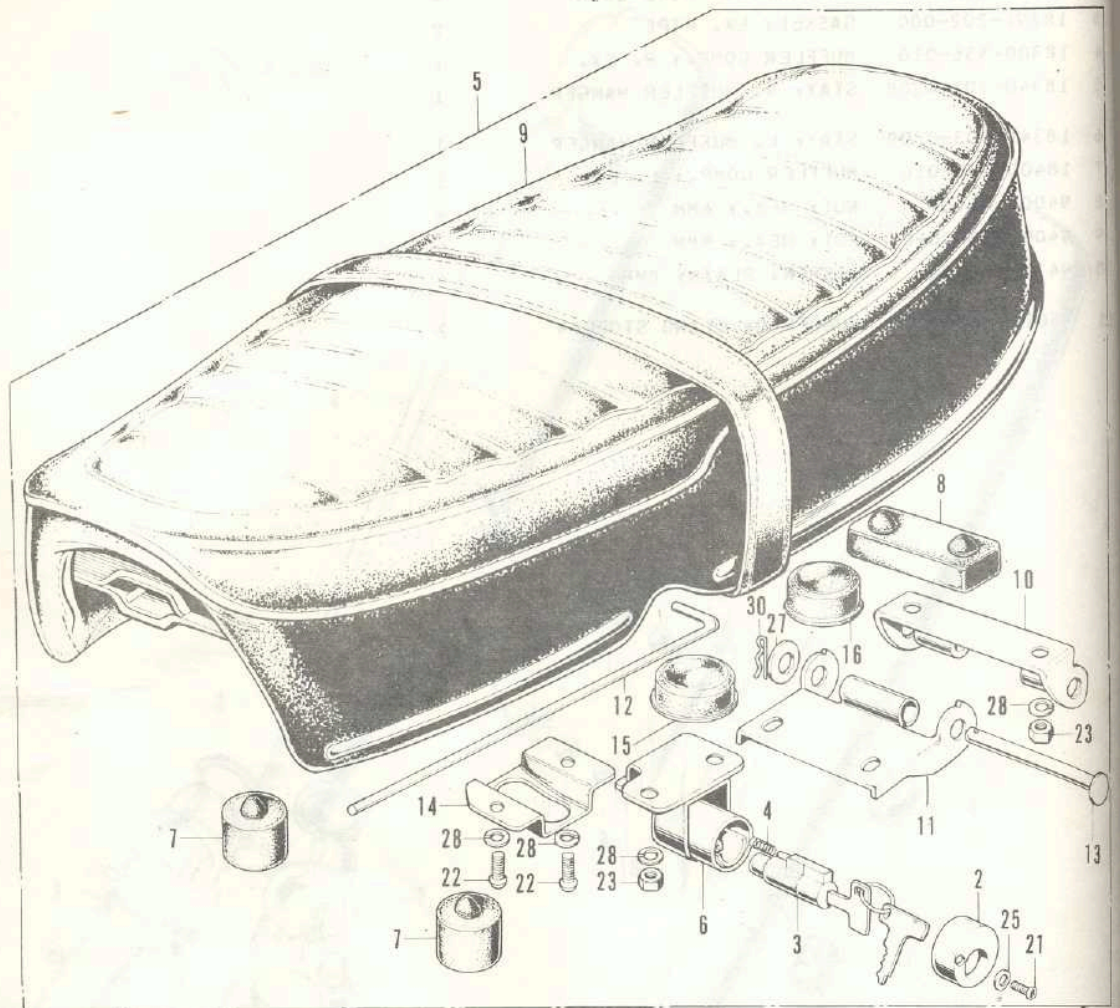


F-8 Exhaust Muffler

Ref. No.	Part No.	Description	Reqd. No. CB125K5	Serial No.	Area Code
1	18231-303-000	JOINT, EX. PIPE	2		
2	18233-303-010	COLLAR, EX. PIPE JOINT	4		
3	18291-202-000	GASKET, EX. PIPE	2		
4	18300-336-010	MUFFLER COMP., R. EX.	1	202 C / piece	
5	18340-303-020B	STAY, R. MUFFLER HANGER	1		
6	18341-303-020B	STAY, L. MUFFLER HANGER	1		
7	18400-336-010	MUFFLER COMP., L. EX.	1		
8	94001-06000	NUT, HEX., 6MM	4		
9	94001-08000-0S	NUT, HEX., 8MM	4		
10	94101-08000	WASHER, PLAIN, 8MM	4		
11	95011-64000	RUBBER D, STAND STOPPER	2		



F-9 Double Seat

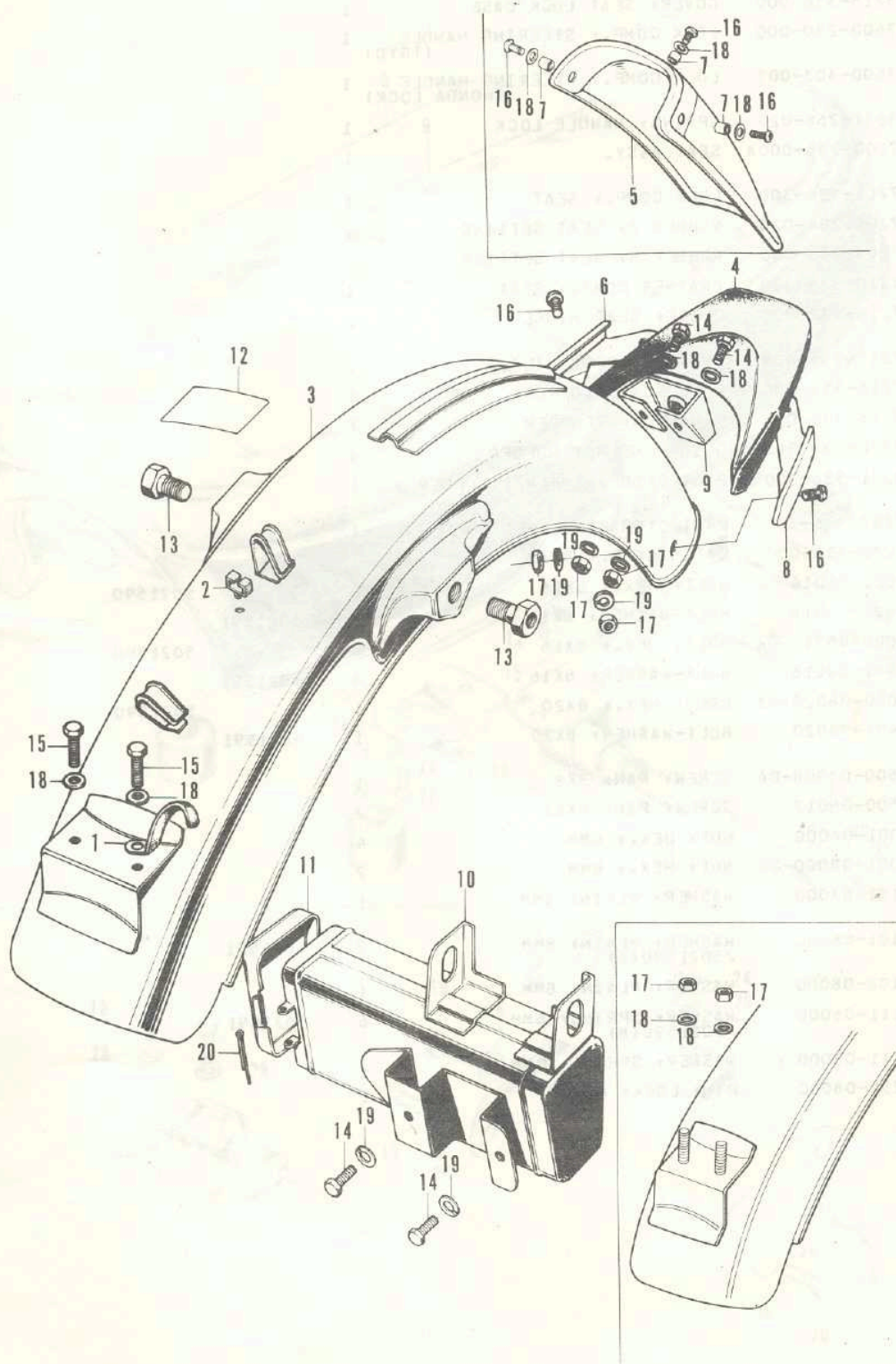


F-9 Double Seat

Ref. No.	Part No.	Description	Reqd. No. CBI25K5	Serial No.	Area Code
1	50156-304-010B	TUBE B, CROSS MEMBER SUB	1		
2	53215-336-000	COVER, SEAT LOCK CASE	1		
3	53600-230-000	LOCK COMP., STEERING HANDLE (TOYO)	1		
	53600-303-007	LOCK COMP., STEERING HANDLE (HONDA LOCK)	1		
4	53631-268-020	SPRING, HANDLE LOCK	1		
5	77200-336-000A	SEAT ASSY.	1		
6	77201-336-300	LOCK COMP., SEAT	1		
7	77204-286-020	RUBBER A, SEAT SETTING	2		
8	77205-286-000	RUBBER B, SEAT SETTING	1		
9	77210-336-300	LEATHER COMP., SEAT	1		
10	77214-336-004	PLATE, SEAT HINGE	1		
11	77215-336-004	BRACKET, SEAT HINGE	1		
12	77216-316-000	BAR, SEAT STOPPER	1		
13	77216-336-004	PIN, SEAT STOPPER	1		
14	77220-336-300	GUIDE, HELMET HOLDER	1		
15	77221-336-300	PROTECTOR A, HELMET HOLDER	1		
16	77222-336-300	PROTECTOR B, HELMET HOLDER	1		
17	77230-336-000	CATCH COMP., SEAT	1		
18	92000-06016	BOLT, HEX., 6X16	2	5021590	
	93482-06016	BOLT-WASHER, 6X16	2	5021591	
19	92000-08016-0A	BOLT, HEX., 8X16	3	5021590	
	93481-08016	BOLT-WASHER, 8X16	3	5021591	
20	92000-08020-0A	BOLT, HEX., 8X20	1	5021590	
	93481-08020	BOLT-WASHER, 8X20	1	5021591	
21	93500-03008-0A	SCREW, PAN, 3X8	1		
22	93500-06012	SCREW, PAN, 6X12	2		
23	94001-06000	NUT, HEX., 6MM	4		
24	94001-08000-0S	NUT, HEX., 8MM	2		
25	94101-03000	WASHER, PLAIN, 3MM	1		
26	94101-08000	WASHER, PLAIN, 8MM /5021590(6)	2	5021591	
27	94102-08000	WASHER, PLAIN, 8MM	1		
28	94111-06000	WASHER, SPRING, 6MM /5021590(8)	6	5021591	
29	94111-08000	WASHER, SPRING, 8MM	2		
30	94251-08000	PIN, LOCK, 8MM	1		

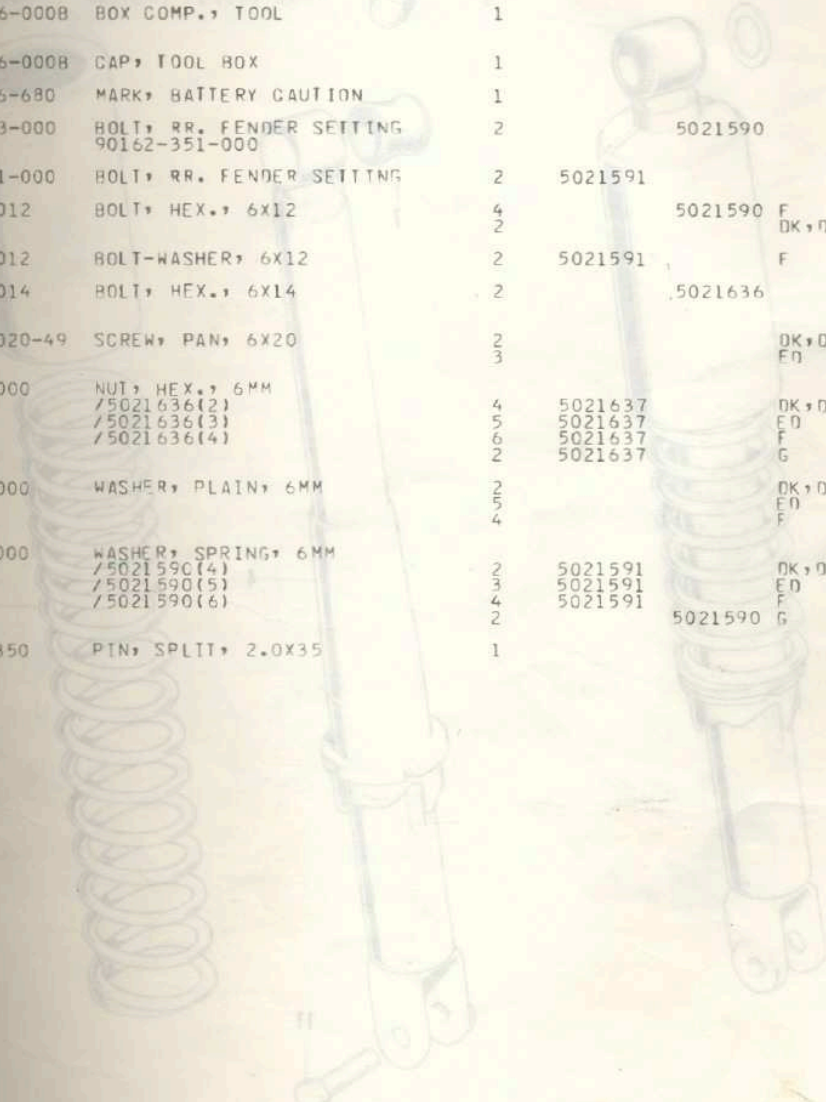
F-10 Rear Fender • Tool Box

Part No.	Description	QTY
----------	-------------	-----

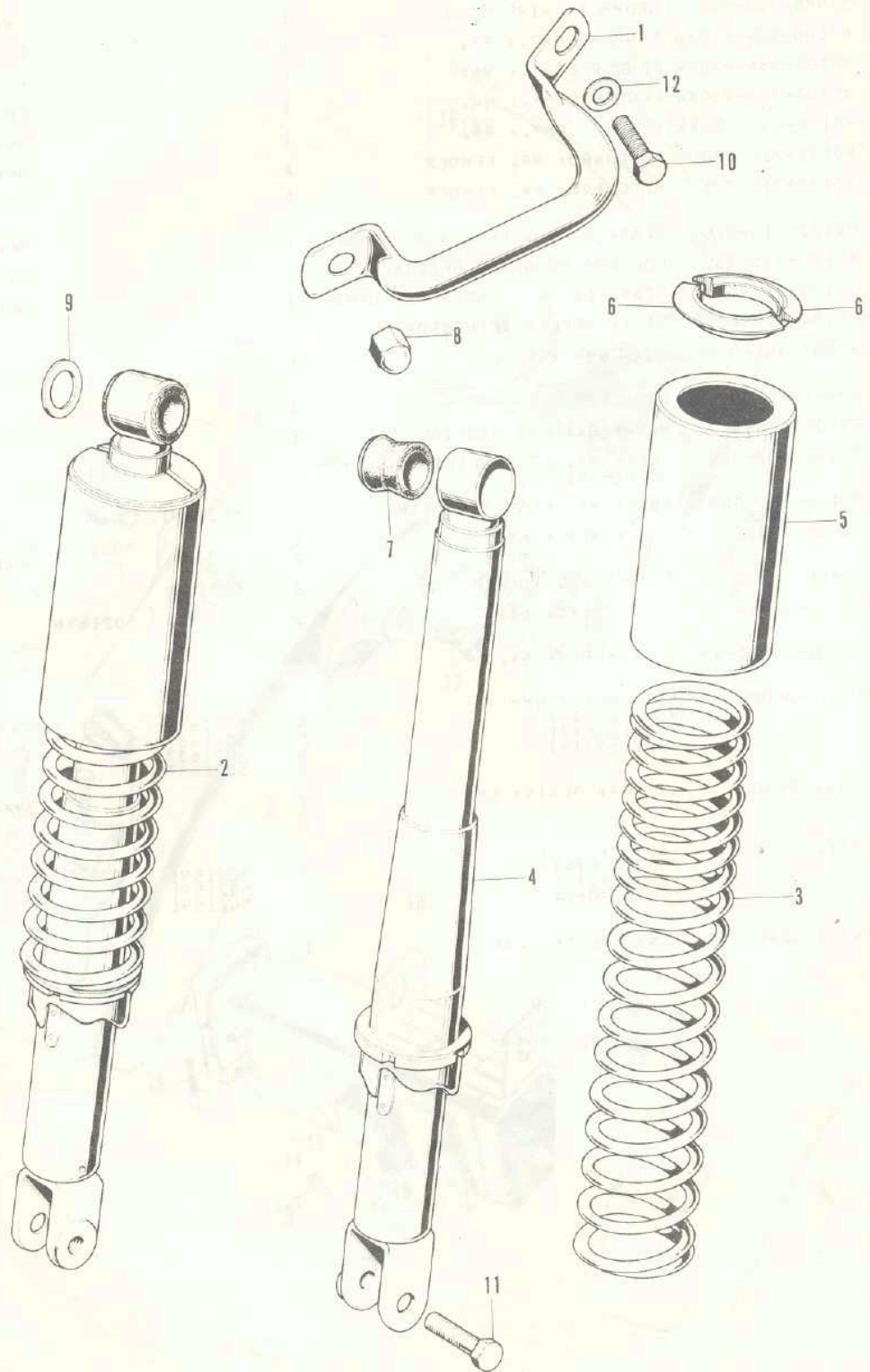


F-10 Rear Fender • Tool Box

Ref. No.	Part No.	Description	Reqd. No. CB125K5	Serial No.	Area Code
1	32172-336-000	CLIP, WIRE HARNESS	1		
2	32985-300-000	GROMMET, WIRE CORD	1		DK, DM, ED, F
3	80100-304-610XW	FENDER COMP., RR.	1		G
	80100-336-620XW	FENDER COMP., RR.	1		F
	80100-336-730XW	FENDER COMP., RR.	1		ED
	80100-338-000XW	FENDER COMP., RR.	1		DK, DM
4	80121-216-000	MUDGUARD, RR. FENDER	1		DK, DM, F
5	80121-315-731	MUDGUARD, RR. FENDER	1		ED
6	80122-216-010	STAY, R. RR. FENDER MUDGUARD	1		DK, DM, F
7	80122-315-730	COLLAR, MUDGUARD SETTING	3		ED
8	80123-216-010	STAY, L. RR. FENDER MUDGUARD	1		DK, DM, F
9	80134-216-620	STAY, REFLEX REFLECTOR	1		F
10	83500-306-000B	BOX COMP., TOOL	1		
11	83541-286-000B	CAP, TOOL BOX	1		
12	87506-336-680	MARK, BATTERY CAUTION	1		
13	90162-303-000	BOLT, RR. FENDER SETTING 90162-351-000	2	5021590	
	90162-351-000	BOLT, RR. FENDER SETTING	2	5021591	
14	92000-06012	BOLT, HEX., 6X12	4 2	5021590	F DK, DM, ED, G
	93481-06012	BOLT-WASHER, 6X12	2	5021591	F
15	92000-06014	BOLT, HEX., 6X14	2	5021636	
16	93500-06020-49	SCREW, PAN, 6X20	2 3		DK, DM, F, G ED
17	94001-06000	NUT, HEX., 6MM /5021636(2) /5021636(3) /5021636(4)	4 5 6 2	5021637 5021637 5021637 5021637	DK, DM ED F G
18	94101-06000	WASHER, PLAIN, 6MM	2 5 4		DK, DM, G ED F
19	94111-06000	WASHER, SPRING, 6MM /5021590(4) /5021590(5) /5021590(6)	2 3 4 2	5021591 5021591 5021591 5021591	DK, DM ED F G
20	94201-20350	PIN, SPLIT, 2.0X35	1		



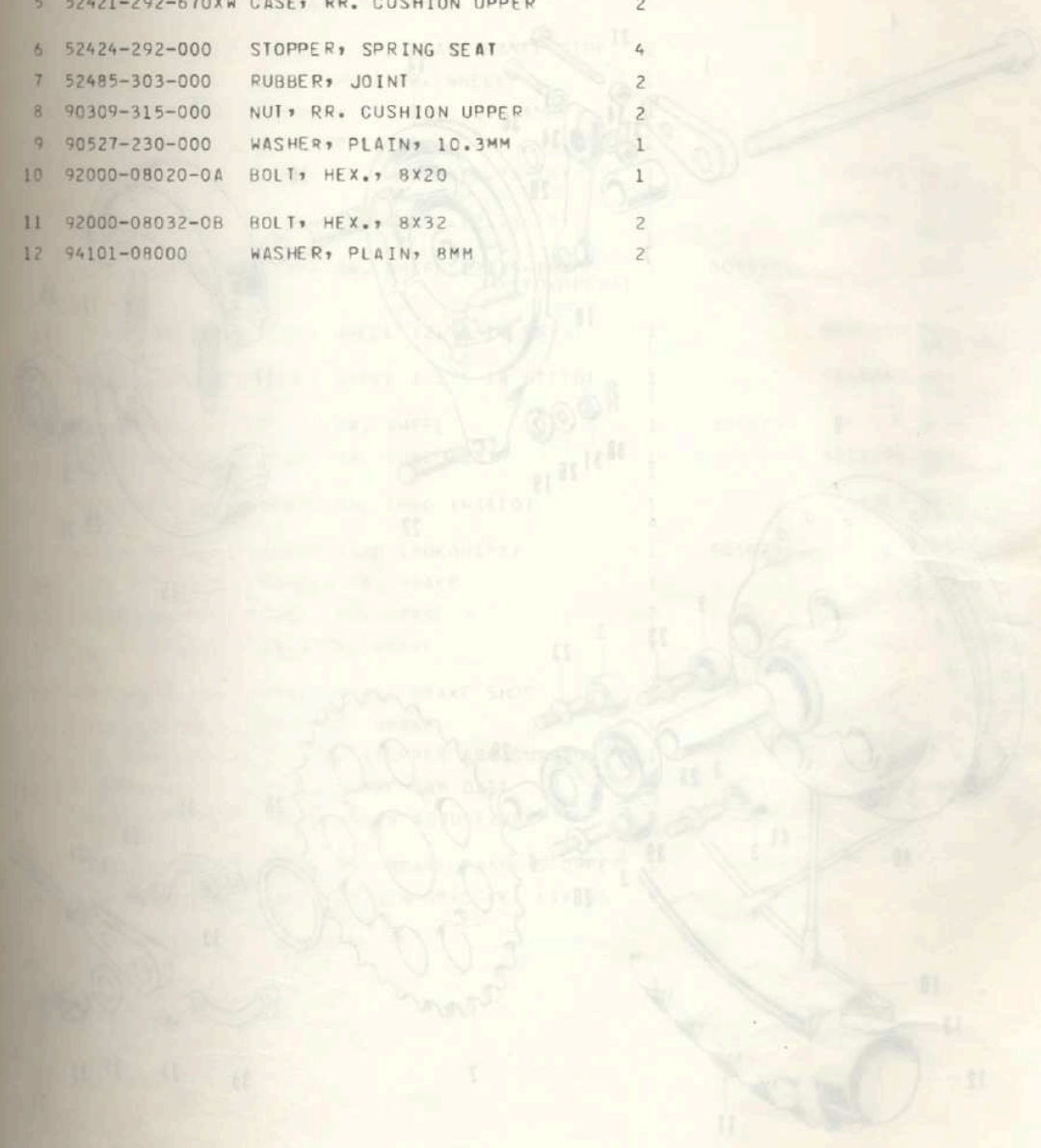
F-11 Rear Cushion



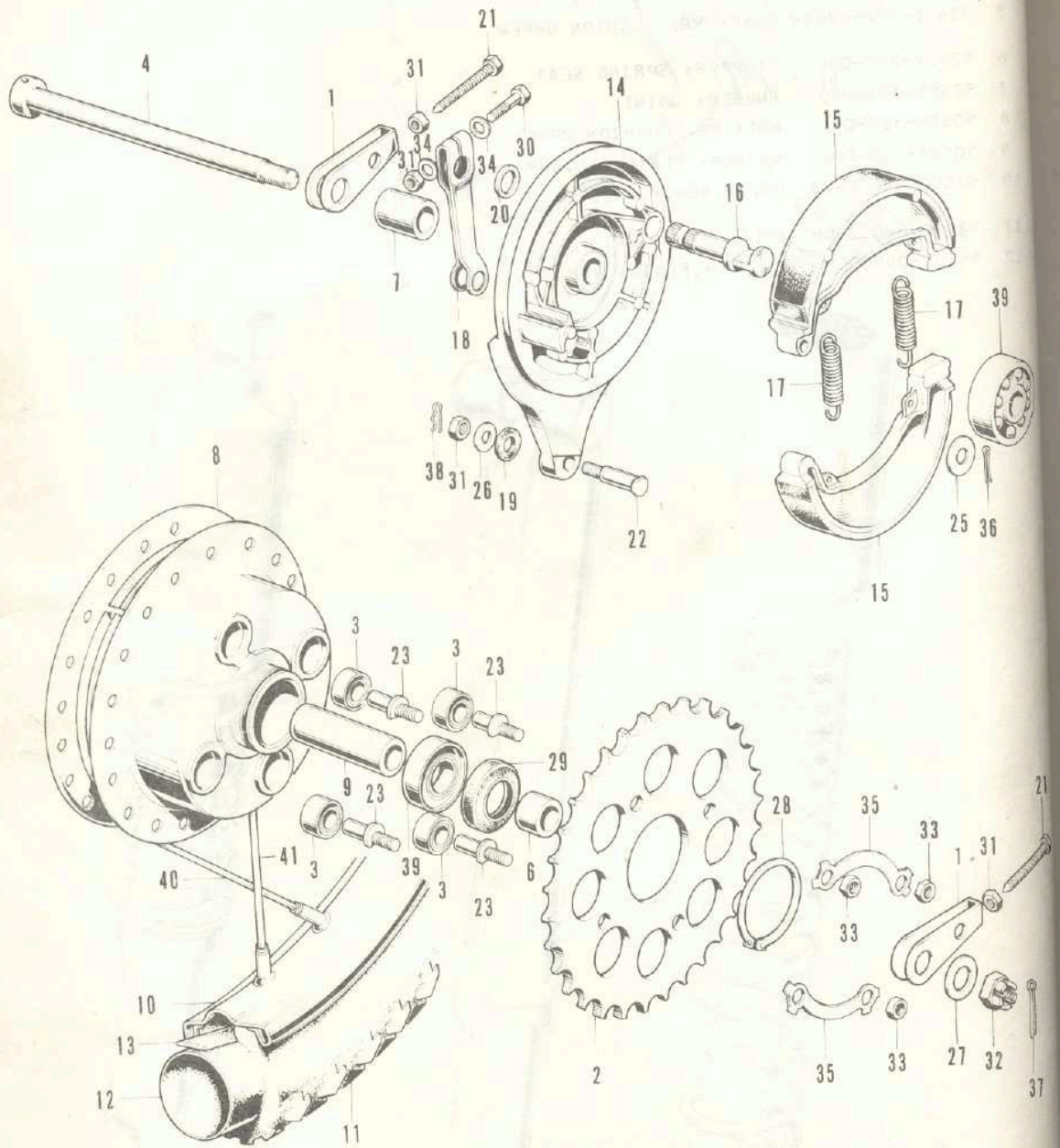
Ref. No. 1 2 3 4 5 6 7 8 9 10 11 12

F-11 Rear Cushion

Ref. No.	Part No.	Description	Reqd. No. CB125K5	Serial No.	Area Code
1	50316-336-000	GRIP, SIDE	1		
2	52400-304-010XW	CUSHION ASSY., RR.	2		
3	52401-304-000	SPRING, RR. CUSHION	2		
4	52410-235-000	DAMPER ASSY., RR.	2		
5	52421-292-670XW	CASE, RR. CUSHION UPPER	2		
6	52424-292-000	STOPPER, SPRING SEAT	4		
7	52485-303-000	RUBBER, JOINT	2		
8	90309-315-000	NUT, RR. CUSHION UPPER	2		
9	90527-230-000	WASHER, PLAIN, 10.3MM	1		
10	92000-08020-0A	BOLT, HEX., 8X20	1		
11	92000-08032-0B	BOLT, HEX., 8X32	2		
12	94101-08000	WASHER, PLAIN, 8MM	2		



F-12 Rear Wheel



Ref. No.
1
2
3
4
6
7
8
9
10
11
12
13
14
15
16
17
18
19
20
21
22
23

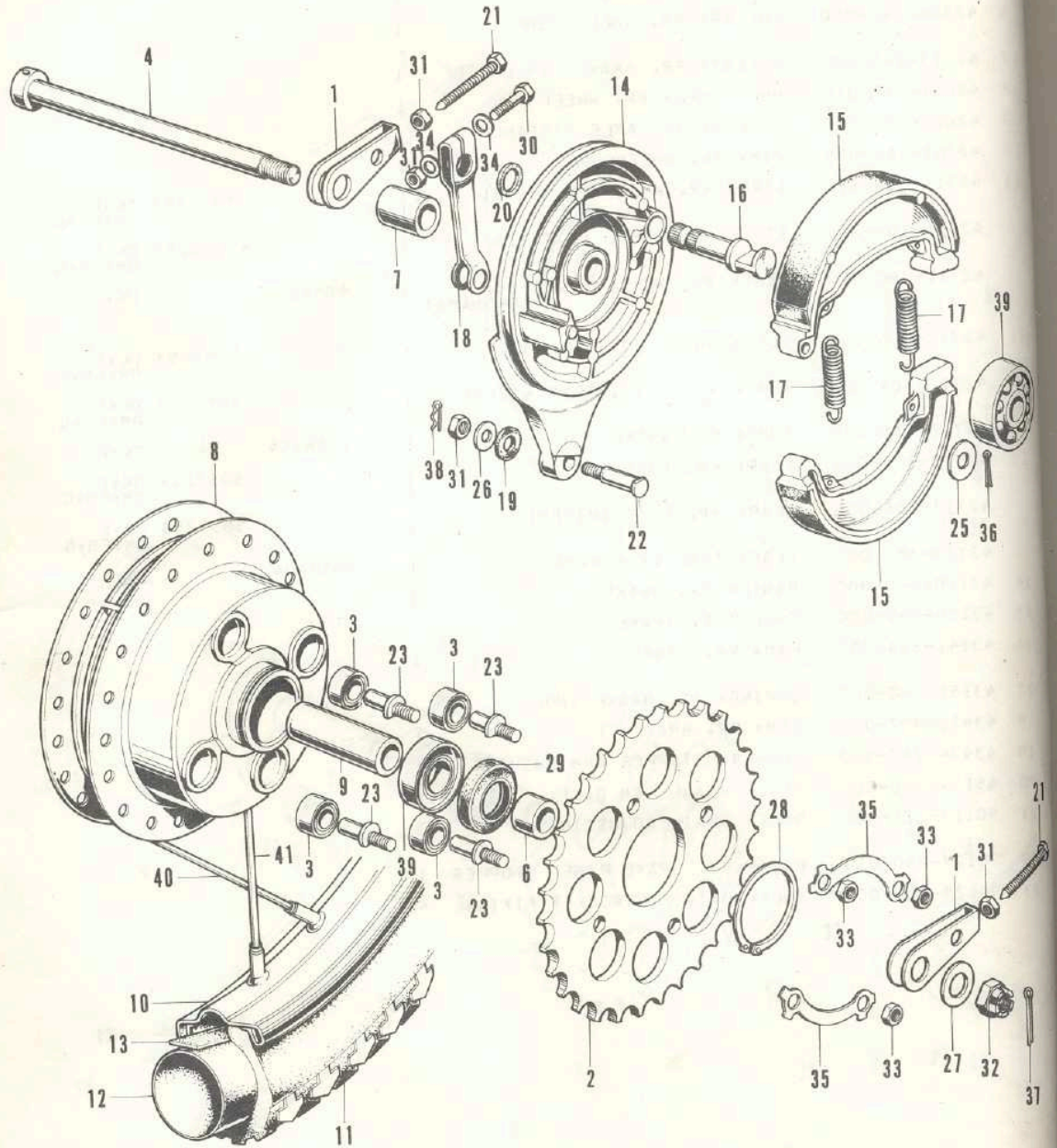
F-12 Rear Wheel

Ref. No.	Part No.	Description	Reqd. No. CB125K5	Serial No.	Area Code
1	40543-240-000	ADJUSTER, DRIVE CHAIN	2		
2	41201-247-000	SPROCKET, FINAL DRIVEN (47T)	1		
3	41241-222-000	BUSH, RR. WHEEL DAMPER	4		
4	42301-304-971	AXLE, RR. WHEEL	1		
6	42304-240-000	COLLAR, RR. WHEEL SIOF	1		
7	42313-240-000	COLLAR, RR. BRAKE PANEL SIDE	1		
8	42601-240-010	HUB COMP., RR. WHEEL	1		
9	42620-230-010	COLLAR, RR. AXLE DISTANCE	1		
10	42701-240-000	RIM, RR. WHEEL	1		
11	42711-304-013	TIRE, RR. WHEEL (2.75-18)	1	5058253	DK, F DM, ED, G
	42711-304-016	TIRE, RR. WHEEL (2.75-18)	1	5058253	DK, F DM, ED, G
	42711-240-019	TIRE, RR. WHEEL (2.75-18) (YOKOHAMA)	1	5058254	DK, F
12	42712-304-003	TUBE, WHEEL (2.75-18 BS)	1	5058253	DK, F DM, ED, G
	42712-304-006	TUBE, WHEEL (2.75-18 NITTO)	1	5058253	DK, F DM, ED, G
	44712-315-009	TUBE, FR. WHEEL	1	5058254	DK, F
13	42713-304-003	FLAP, RR. TUBE (BS)	1	5058253	DK, F DM, ED, G
	42713-304-006	FLAP, RR. TUBE (NITTO)	1	5058253	DK, F DM, ED, G
	42713-389-009	FLAP, TIRE (YOKOHAMA)	1	5058254	DK, F
14	43100-240-000	PANEL, RR. BRAKE	1		
15	43120-240-000	SHOE, RR. BRAKE	2		
16	43141-304-000	CAM, RR. BRAKE	1		
17	43151-240-000	SPRING, RR. BRAKE SHOE	2		
18	43410-307-000	ARM, RR. BRAKE	1		
19	43434-240-000	RUBBER, STOPPER ARM CUSHION	1		
20	45134-250-000	SEAL, BRAKE CAM DAST	1		
21	90119-205-000	BOLT, CHAIN ADJUSTING	2		
22	90127-240-010	BOLT, RR. BRAKE PANEL STOPPER	1		
23	90128-216-000	BOLT, DRIVEN SPROCKET FIXING	4		

274E
3,50 - 218



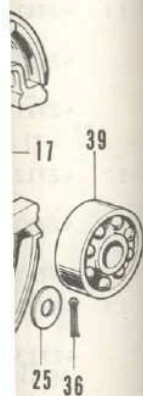
F-12 Rear Wheel



Ref. No.
25
26
27
28
29
30
31
32
33
34
35
36
37
38
39
40
41

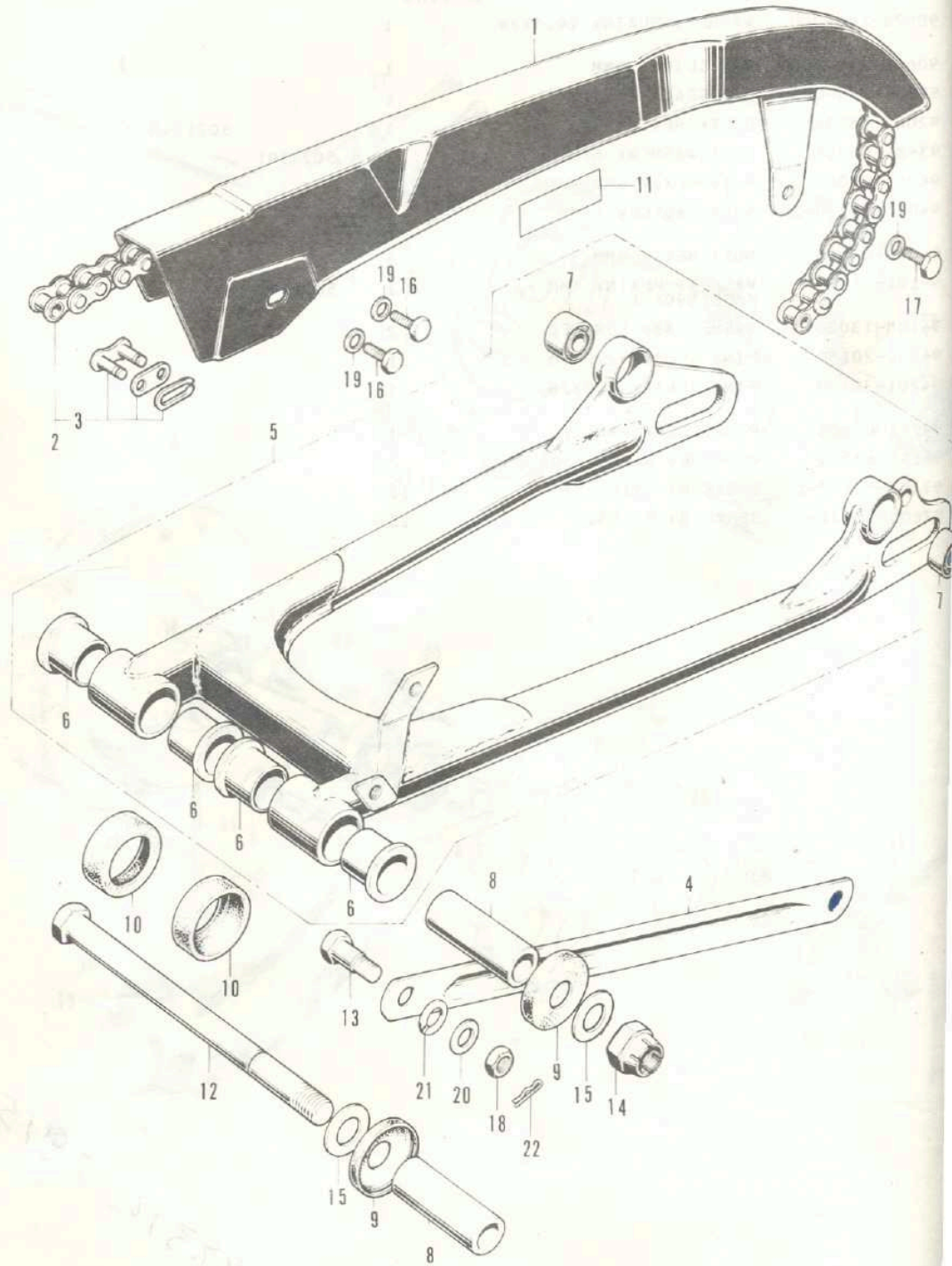
F-12 Rear Wheel

Ref. No.	Part No.	Description	Reqd. No. CB125K5	Serial No.	Area Code
25	90524-030-000	WASHER A, HANDLE HOLDER SETTING	1		
26	90525-030-000	WASHER B, HANDLE HOLDER SETTING	1		
27	90528-246-000	WASHER, PLAIN, 14.5X28	1		
28	90664-216-000	CIR CLIP, 58MM	1		
29	91257-230-000	OIL SEAL, 28X42X7	1		
30	92000-06036	BOLT, HEX., 6X36	1	5021590	
	93481-06036	BOLT-WASHER, 6X36	1	5021591	
31	94001-06000	NUT, HEX., 6MM	4		
32	94011-14020-0S	NUT, CASTLE, 14MM	1		
33	94031-08000	NUT, HEX., 8MM	4		
34	94101-06000	WASHER, PLAIN, 6MM / 5021590(2)	1	5021591	
35	94108-13000	WASHER A3, TONGUED	2		
36	94201-20180	PIN, SPLIT, 2.0X18	1		
37	94201-30280	PIN, SPLIT, 3.0X28	1		
38	94251-06000	PIN, LOCK, 6MM	1		
39	96140-63020	BEARING, BALL, 6302	2		
40	97367-52172-1	SPOKE B, 9X166	18		
41	97605-52171-1	SPOKE B, 9X165.5	18		



97310.5 9715910

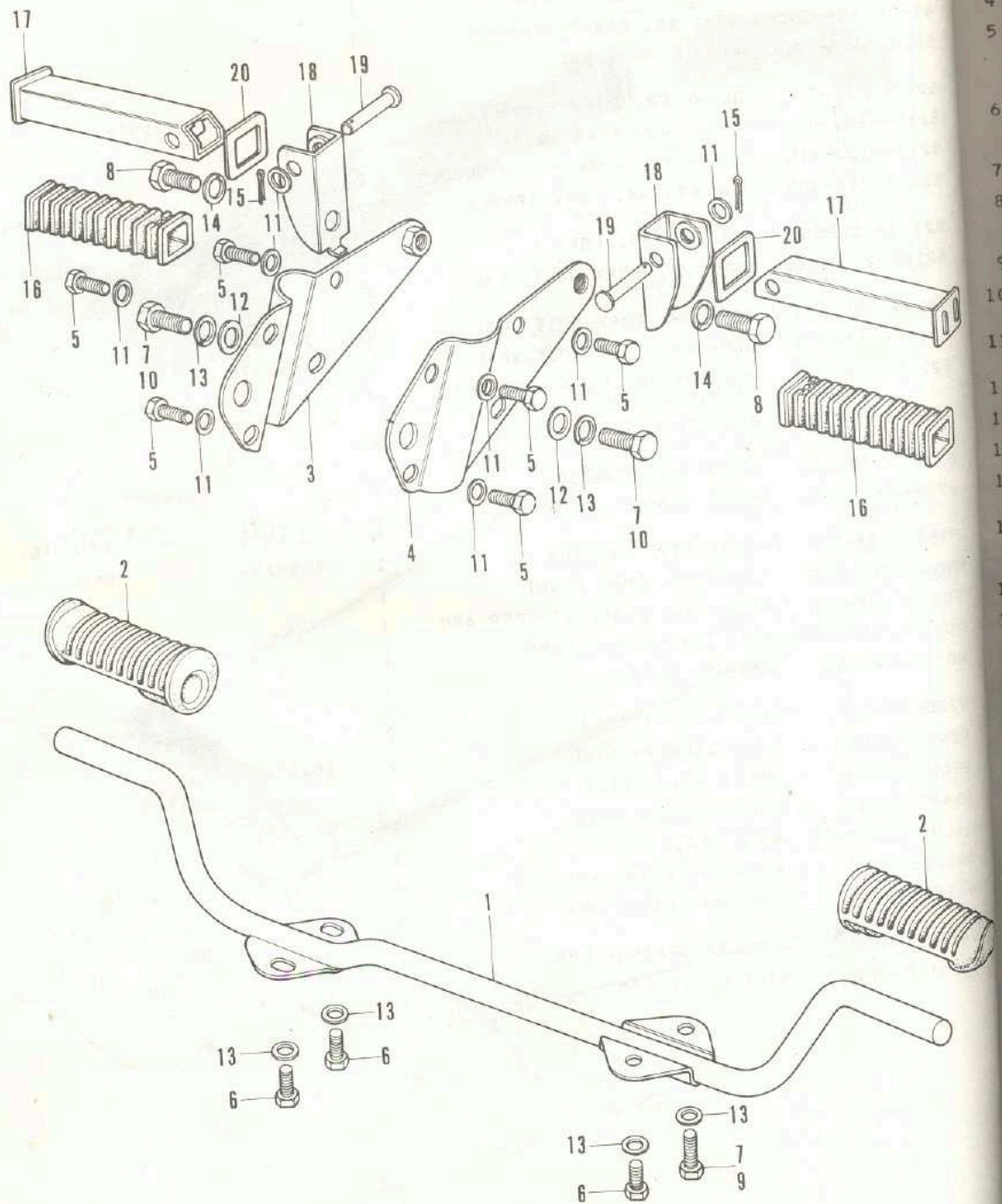
F-13 Rear Fork • Chain Case



F-13 Rear Fork - Chain Case

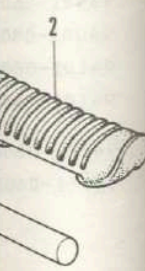
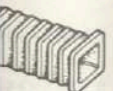
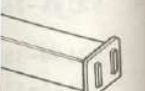
Ref. No.	Part No.	Description	Reqd. No. CB125K5	Serial No.	Area Code
1	40510-316-670B	CASE, DRIVE CHAIN	1		
2	40530-304-000	CHAIN, DRIVE (OIO428S-118L)	1	60E	
3	40531-216-003	JOINT, DRIVE CHAIN	1		
4	43431-304-000	ARM, RR. BRAKE STOPPER	1		
5	52100-336-000B	FORK COMP., RR.	1		
6	52108-240-300	BUSH, RR. FORK PIVOT	4	5036574	
	52108-356-006	BUSH, RR. FORK (OIRESU)	4	5036575	
7	52109-222-810	BUSH, RR. FORK UNDER RUBBER	2		
8	52141-240-000	COLLAR, RR. FORK CENTER	2	5042033	DK, DM, F, G ED
	52121-354-000	COLLAR, RR. FORK	2	5042034	DK, DM, F, G
9	52144-268-000	CAP, RR. FORK DUST SEAL 52144-329-000	2	5036574	
	52144-356-003	CAP, RR. FORK DUST SEAL	2	5036575	
	52144-356-005	CAP, RR. FORK DUST SEAL	2	5036575	
10	52145-268-000	RUBBER, RR. FORK DUST SEAL 52145-329-000	2		
	52145-329-000	RUBBER, DUST SEAL CAP	2		
11	87505-336-680	MARK, TIRE CAUTION	1	5014070	
	87505-336-681	MARK, TIRE CAUTION	1	5014071	DK, F DM, ED, G
	87505-351-650	MARK, TIRE CAUTION	1	5058254	DK, F
12	90121-303-010	BOLT, RR. FORK PIVOT	1		
13	90133-107-000	BOLT, RR. BRAKE STOPPER ARM	1		
14	90354-268-000	NUT, SELF LOCK, 14MM	1		
15	90526-216-000	WASHER, 14X26	2		
16	92000-06012	BOLT, HEX., 6X12	2	5021590	
	93481-06010	BOLT-WASHER, 6X10	2	5021591	
17	92000-06016	BOLT, HEX., 6X16	1	5021590	
	93481-06016	BOLT-WASHER, 6X16	1	5021591	
18	94001-08000-0S	NUT, HEX., 8MM	1		
19	94101-06000	WASHER, PLAIN, 6MM	3	5021590	
20	94101-08000	WASHER, PLAIN, 8MM	1		
21	94111-08000	WASHER, SPRING, 8MM	1		
22	94251-06000	PIN, LOCK, 6MM	1		

F-14 Step Bar · Pillion Step

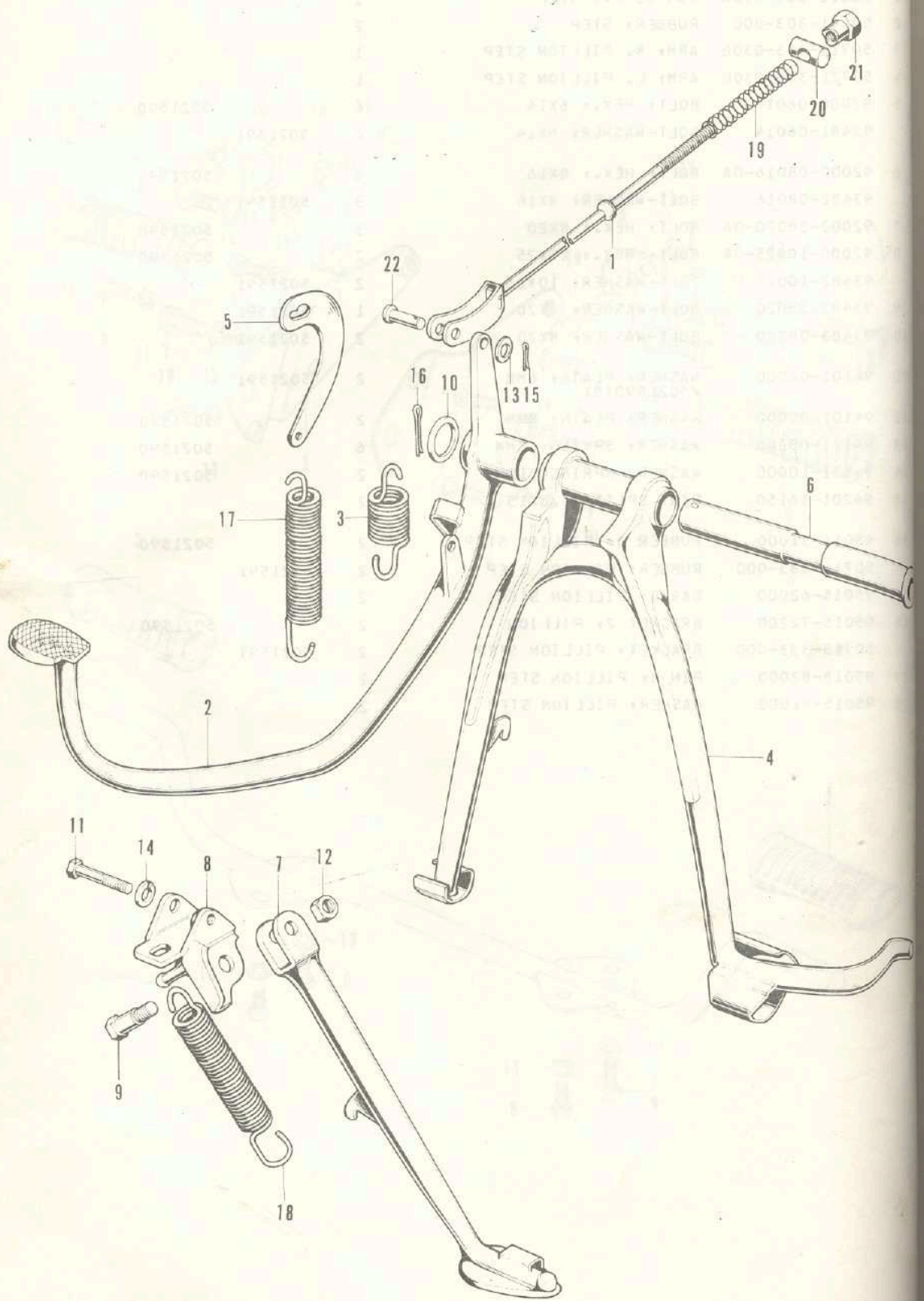


F-14 Step Bar • Pillion Step

Ref. No.	Part No.	Description	Reqd. No. CB125K5	Serial No.	Area Code
1	50610-303-010B	BAR COMP., STEP	1		
2	50661-303-000	RUBBER, STEP	2		
3	50711-303-030B	ARM, R. PILLION STEP	1		
4	50721-303-030B	ARM, L. PILLION STEP	1		
5	92000-06014	BOLT, HEX., 6X14	6	5021590	
	93481-06014	BOLT-WASHER, 6X14	6	5021591	
6	92000-08016-0A	BOLT, HEX., 8X16	3	5021590	
	93482-08016	BOLT-WASHER, 8X16	3	5021591	
7	92000-08020-0A	BOLT, HEX., 8X20	3	5021590	
8	92000-10025-0A	BOLT, HEX., 10X25	2	5021590	
	93482-10025	BOLT-WASHER, 10X25	2	5021591	
9	93482-08020	BOLT-WASHER, 8X20	1	5021591	
10	93483-08020	BOLT-WASHER, 8X20	2	5021591	
11	94101-06000	WASHER, PLAIN, 6MM /5021590(8)	2	5021591	
12	94101-08000	WASHER, PLAIN, 8MM	2	5021590	
13	94111-08000	WASHER, SPRING, 8MM	6	5021590	
14	94111-10000	WASHER, SPRING, 10MM	2	5021590	
15	94201-16150	PIN, SPLIT, 1.6X15	2		
16	95011-31000	RUBBER A, PILLION STEP	2	5021590	
	50714-333-000	RUBBER, PILLION STEP	2	5021591	
17	95015-62000	BAR B, PILLION STEP	2		
18	95015-72200	BRACKET 2, PILLION	2	5021590	
	50713-333-000	BRACKET, PILLION STEP	2	5021591	
19	95015-82000	PIN B, PILLION STEP	2		
20	95015-91000	WASHER, PILLION STEP	2		



F-15 Brake Pedal - Stand



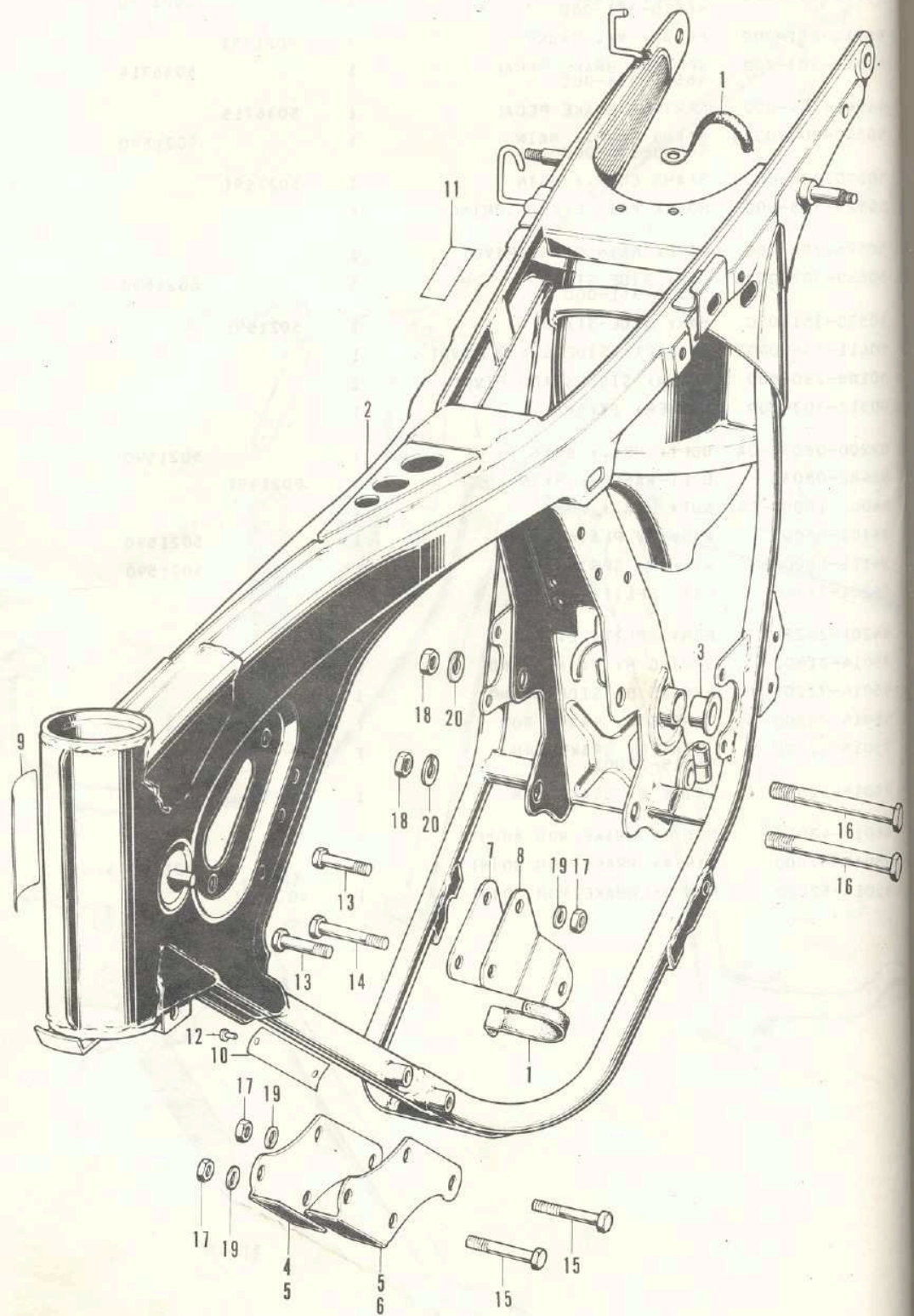
Ref. No.

1	434
2	465
3	465
4	505
5	505
6	505
7	505
8	505
9	90
10	90
11	92
12	94
13	94
14	94
15	94
16	94
17	95
18	95
19	95
20	95
21	9
22	9

F-15 Brake Pedal - Stand

Ref. No.	Part No.	Description	Reqd. No. CB125K5	Serial No.	Area Code
1	43451-307-000	ROD, RR. BRAKE	1		
2	46500-336-000	PEDAL, BRAKE 46510-351-000	1	5021590	
	46510-351-000	PEDAL, RR. BRAKE	1	5021591	
3	46514-303-000	SPRING, BRAKE PEDAL 46541-354-000	1	5036714	
	46541-354-000	SPRING, BRAKE PEDAL	1	5036715	
4	50500-303-030B	STAND COMP., MAIN	1	5021590	
	50500-336-000B	STAND COMP., MAIN	1	5021591	
5	50523-303-000	HOOK, MAIN STAND SPRING	1	5021590	
6	50526-286-000	PIPE, MAIN STAND PIVOT	1		
7	50530-303-000B	BAR, SIDE STAND 50530-351-000	1	5021590	
	50530-351-000	BAR, SIDE STAND	1	5021591	
8	50611-336-000	BRACKET, SIDE STAND PIVOT	1		
9	90108-230-000	SCREW, SIDE STAND PIVOT	1		
10	90512-303-000	WASHER, 17,5MM	1		
11	92200-08036-DA	BOLT, HEX., 8X36	1	5021590	
	93482-08036	BOLT-WASHER, 8X36	1	5021591	
12	94002-10000-OS	NUT, HEX., 10MM	1		
13	94101-06000	WASHER, PLAIN, 6MM	1	5021590	
14	94111-08000	WASHER, SPRING, 8MM	1	5021590	
15	94201-16120	PIN, SPLIT, 1.6X12	1		
16	94201-25250	PIN, SPLIT, 2.5X25	1		
17	95014-71801	SPRING H, MAIN STAND	1		
18	95014-72201	SPRING B, SIDE STAND	1		
19	95014-73300	SPRING C, BRAKE ROD	1		
20	95015-32000	JOINT B, BRAKE ARM 95015-32001	1		
	95015-32001	JOINT B, BRAKE ARM	1		
21	95015-42000	NUT B, BRAKE ROD ADJUST	1		
22	95015-51000	PIN A, BRAKE ROD JOINT	1	5021590	
	95015-52000	PIN B, BRAKE ROD JOINT	1	5021591	

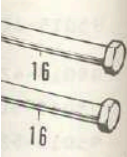
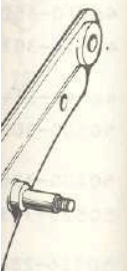
F-16 Frame Body



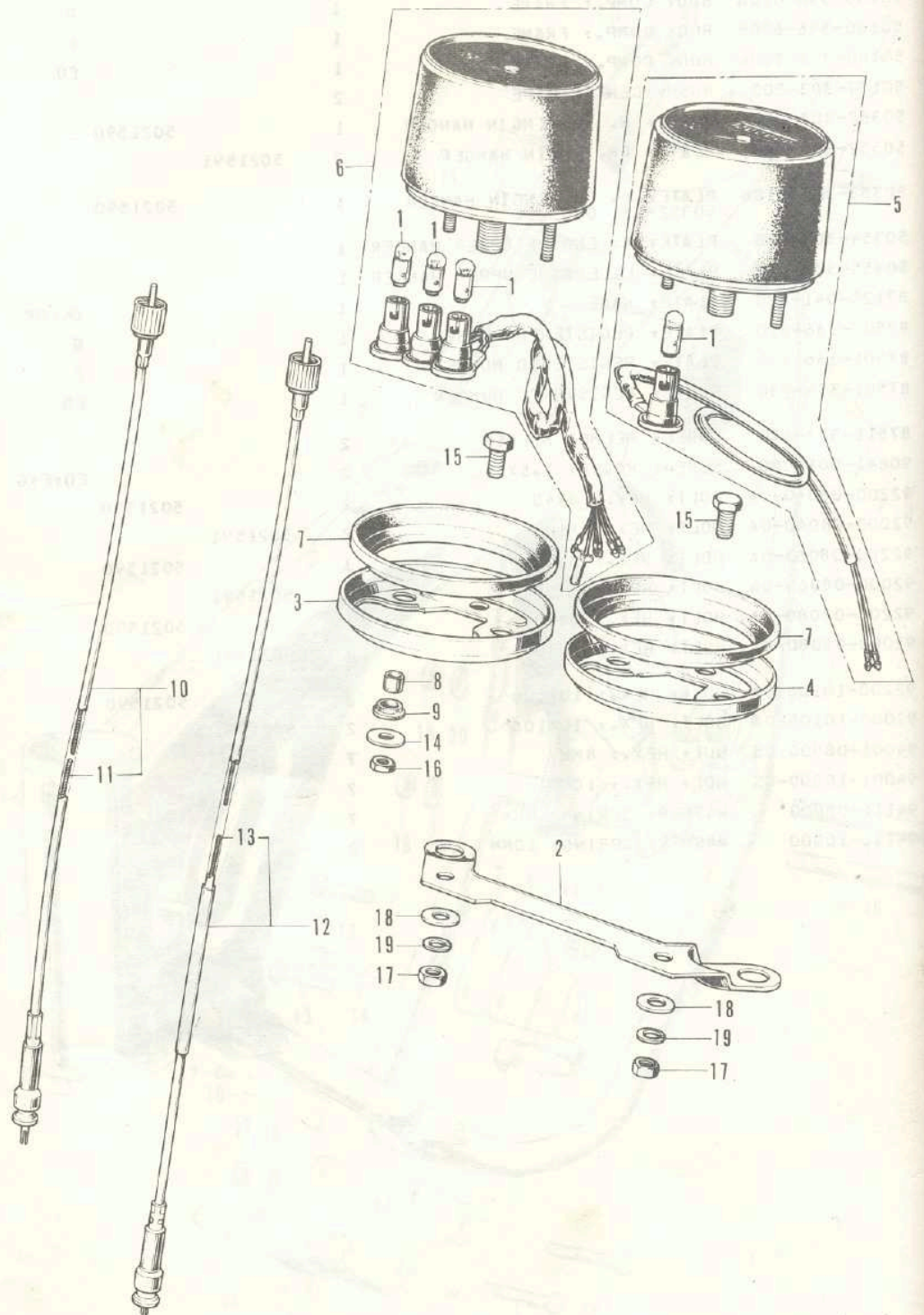
Ref. No.
1
2
3
4
5
6
7
8
9
10
11
12
13
14
15
16
17
18
19
20

F-16 Frame Body

Ref. No.	Part No.	Description	Reqd. No. CB125K5	Serial No.	Area Code
1	32172-336-000	CLIP, WIRE HARNESS	2		
2	50100-336-010B	BODY COMP., FRAME	1		DK, DM
	50100-336-610B	BODY COMP., FRAME	1		G
	50100-336-620B	BODY COMP., FRAME	1		F
	50100-336-730B	BODY COMP., FRAME	1		ED
3	50157-303-000	BUSH, CENTER PIPE	2		
4	50352-303-010B	PLATE, R. FR. ENGIN HANGER	1	5021590	
5	50352-351-000	PLATE, FR. ENGIN HANGER	2	5021591	
6	50353-303-010B	PLATE, L. FR. ENGIN HANGER 50352-351-000	1	5021590	
7	50354-303-000	PLATE, R. ENGINE UPPER HANGER	1		
8	50355-303-000	PLATE, L. ENGINE UPPER HANGER	1		
9	87125-041-680	PLATE, NAME	1		DK, DM
10	87501-336-610	PLATE, REGISTERED NUMBER	1		G
	87501-336-620	PLATE, REGISTERED NUMBER	1		F
	87501-336-730	PLATE, REGISTERED NUMBER	1		ED
11	87511-323-670	LABEL, HELMET HOLDER	2		
12	90841-001-000	SCREW, RIVET, 1.5X5	2		ED, F, G
13	92200-08040-0A	BOLT, HEX., 8X40	2	5021590	
	92000-08040-0A	BOLT, HEX., 8X40	2	5021591	
14	92200-08063-0A	BOLT, HEX., 8X63	1	5021590	
	92000-08065-0A	BOLT, HEX., 8X65	1	5021591	
15	92200-08080-0A	BOLT, HEX., 8X80	4	5021590	
	92000-08080-0A	BOLT, HEX., 8X80	4	5021591	
16	92200-10106-0A	BOLT, HEX., 10X106	2	5021590	
	92000-10106-0A	BOLT, HEX., 10X106	2	5021591	
17	94001-08000-0S	NUT, HEX., 8MM	7		
18	94001-10000-0S	NUT, HEX., 10MM	2		
19	94111-08000	WASHER, SPRING, 8MM	7		
20	94111-10000	WASHER, SPRING, 10MM	2		



F-17 Speedometer • Tachometer



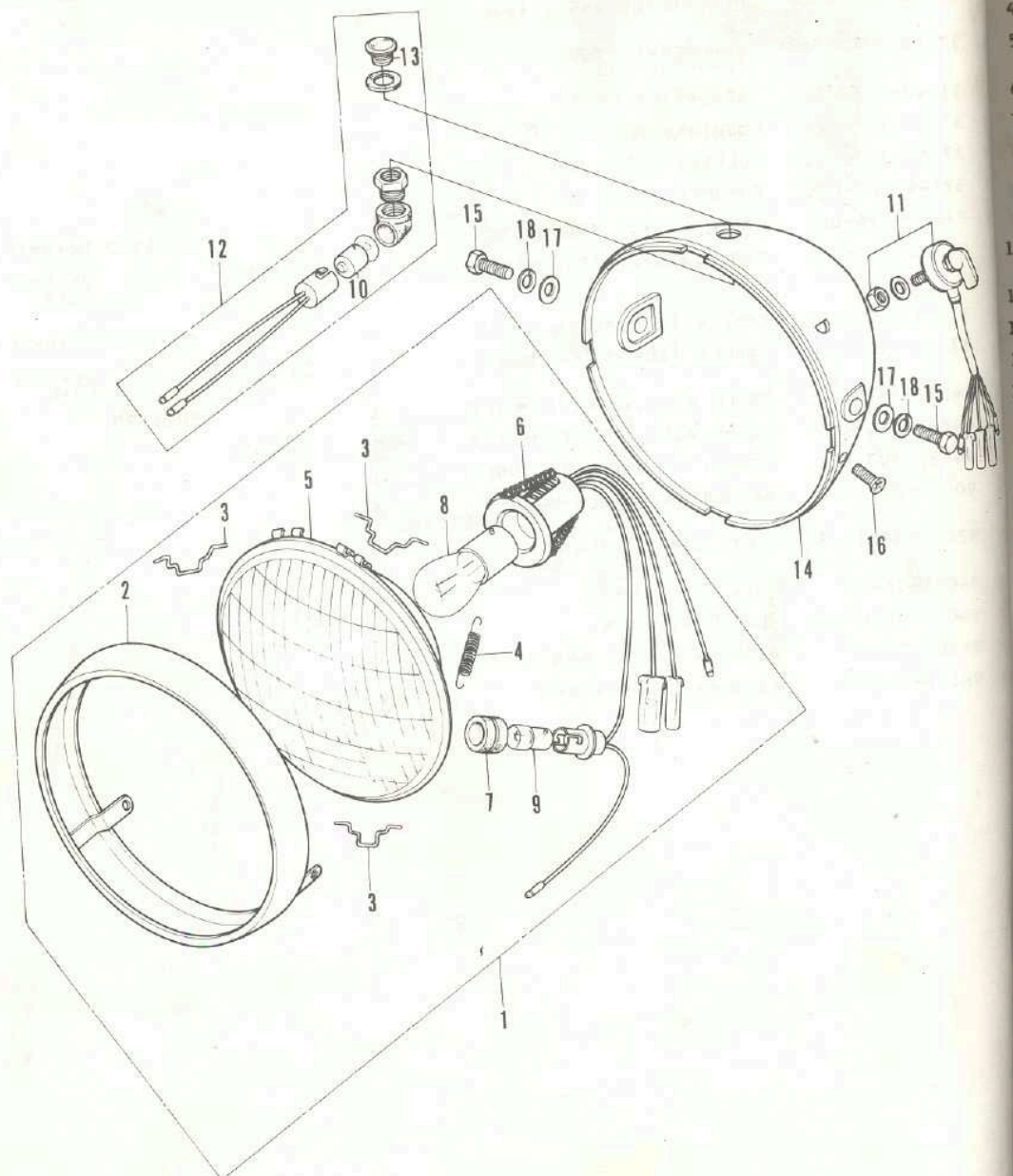
Ref. No. 1 2 3 4 5 6 7 8 9 10 11 12 13 14 15 16 17 18 19

F-17 Speedometer • Tachometer

Ref. No.	Part No.	Description	Reqd. No. CB125K5	Serial No.	Area Code
1	34902-259-000	BULB, DUSH (12V 3.4W)	4		
2	37211-307-670	PLATE, METER SET	1		
3	37212-307-670	RING, R. METER SET	1		
4	37213-307-670	RING, L. METER SET	1		
5	37230-336-680	SPEEDOMETER ASSY. (KM)	1		DK, ED, F, G
	37230-336-690	SPEEDOMETER ASSY. (MILE)	1		DM
6	37240-304-970	TACHOMETER ASSY. 37240-336-000	1	5021590	
	37240-336-000	TACHOMETER ASSY.	1	5021591	
7	37242-307-670	CUSHION, METER	2		
8	37243-307-670	COLLAR, METER SET	4		
9	37244-307-670	RUBBER, METER SET	4		
10	37260-296-000	CABLE ASSY., TACHOMETER	1	5021590	DK, DM, F
	37260-286-000	CABLE ASSY., TACHOMETER	1	5021591	DK, DM, F ED, G
			1		
11	37261-296-000	CABLE, TACHOMETER INNER	1	5021590	DK, DM, F
	37261-286-000	CABLE, TACHOMETER INNER	1	5021591	DK, DM, F ED, G
			1		
12	44830-343-670	CABLE ASSY., SPEEDOMETER	1	5021590	
	44830-351-000	CABLE ASSY., SPEEDOMETER	1	5021591	
13	44831-307-000	CABLE, SPEEDOMETER INNER	1		
14	90525-030-000	WASHER B; HANDLE HOLDER	4		
		SETTING			
15	92000-08016-0A	BOLT, HEX., 8X16	2		
16	94001-06000	NUT, HEX., 6MM	4		
17	94001-08000-0S	NUT, HEX., 8MM	2		
18	94101-08000	WASHER, PLAIN, 8MM	2		
19	94111-08000	WASHER, SPRING, 8MM	2		

14.50E

F-18 Head Light - Case(ED, G)



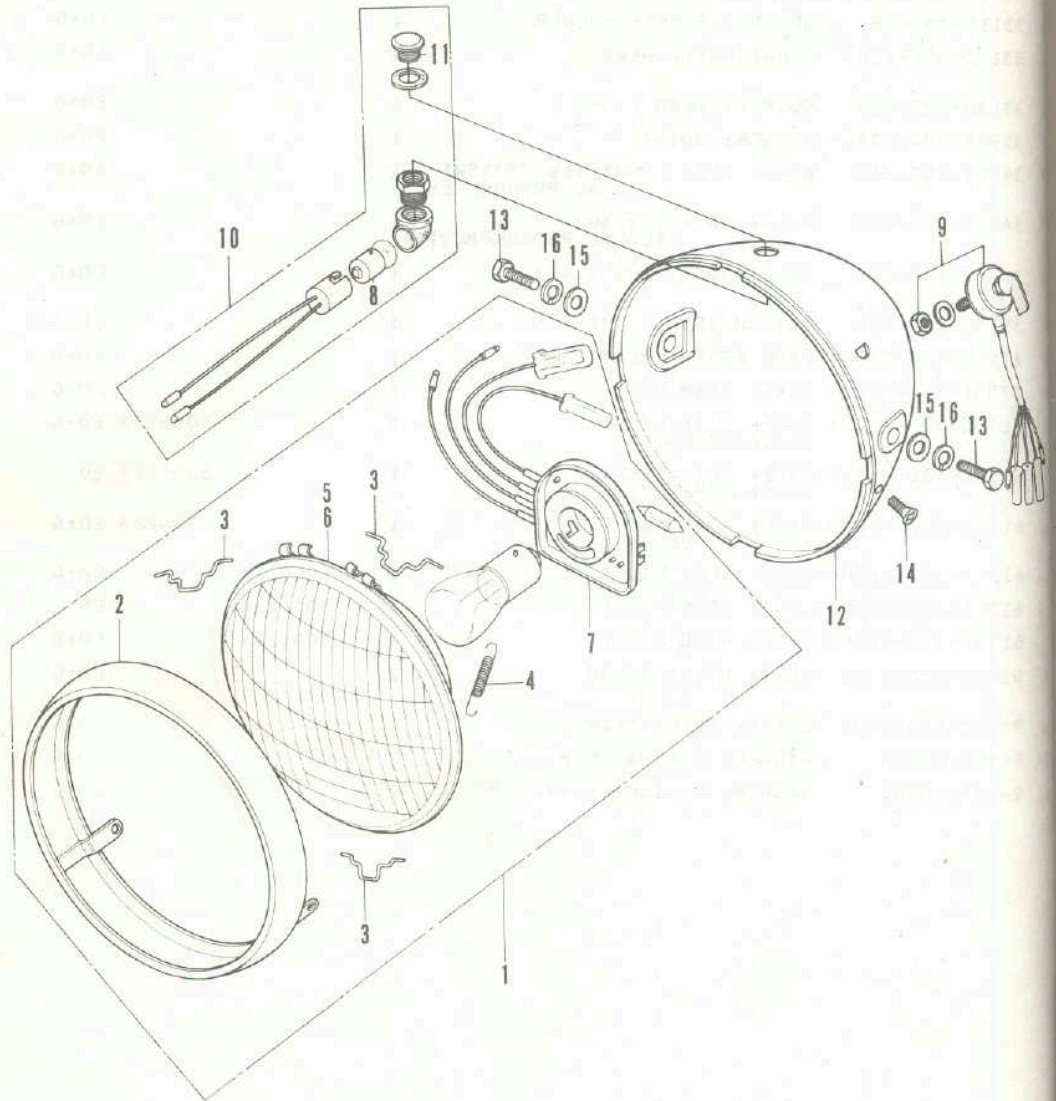
Ref. No.	
1	33
2	33
3	33
4	33
5	33
6	33
7	33
8	33
9	33
10	33
11	33
12	33
13	33
14	33
15	33
16	33
17	33
18	33

F-18 Head Light - Case(ED, G)

Ref. No.	Part No.	Description	Reqd. No. CB125K5	Serial No.	Area Code
1	33100-304-610	LIGHT ASSY., HEAD (6V 35/35W 4W)	1	5020905	ED,G
	33100-304-730				
	33100-304-611	LIGHT ASSY., HEAD (6V 35/35W 4W)	1	5020906	ED,G
2	33101-246-621	RIM, HEAD LIGHT	1		ED,G
3	33108-028-013	SPRING, UNIT HOLDER	3		ED,G
4	33115-283-601	SPRING, SOCKET HOLDER	1		ED,G
5	33120-304-610	LIGHT UNIT, HEAD	1		ED,G
6	33130-237-600	SOCKET, HEAD LIGHT	1		ED,G
7	33905-303-003	RUBBER, JOINT	1		ED,G
8	34901-202-600	BULB, HEAD LIGHT (6V 35/35W) (LOCAL PROCUREMENT)	1		ED,G
9	34902-202-600	BULB, DASH (6V 4W) (LOCAL PROCUREMENT)	1		ED,G
10	34902-259-000	BULB, DASH (12V 3.4W)	1		ED,G
11	35150-246-620	SWITCH ASSY., LIGHTING	1		ED,G
12	37550-304-970	LAMP ASSY., BEAM PILOT	1		ED,G
13	37551-044-670	LENS, BEAM PILOT	1		ED,G
14	61301-336-610HX	CASE, HEAD LIGHT 61301-329-610HX	1	5006223	ED,G
	61301-336-610LX	CASE, HEAD LIGHT 61301-329-610LX	1	5006223	ED
	61301-336-610MU	CASE, HEAD LIGHT 61301-329-610MU	1	5006223	ED,G
	61301-329-610HX	CASE, HEAD LIGHT	1	5006224	ED,G
	61301-329-610LX	CASE, HEAD LIGHT	1	5006224	ED
	61301-329-610MU	CASE, HEAD LIGHT	1	5006224	ED,G
15	92000-10020-08	BOLT, HEX., 10X20	2		ED,G
16	93700-05010-08	SCREW, OVAL, 5X10	2		ED,G
17	94101-10000	WASHER, PLAIN, 10MM	2		ED,G
18	94111-10000	WASHER, SPRING, 10MM	2		ED,G



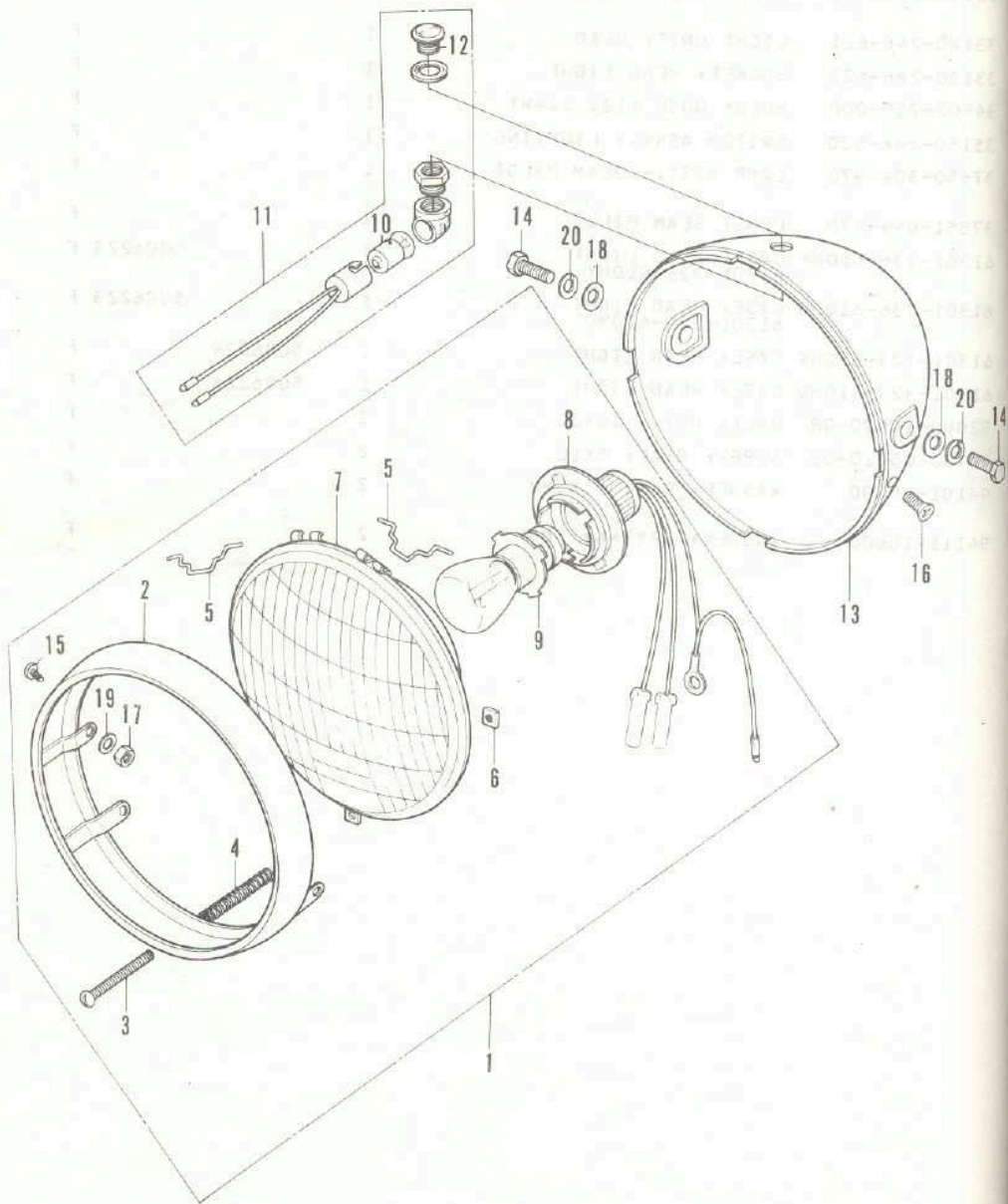
F-18-1 Head Light - Case(F)



Ref. No.
1
2
3
4
5
6
7
8
9
10
11
12
13
14
15
16

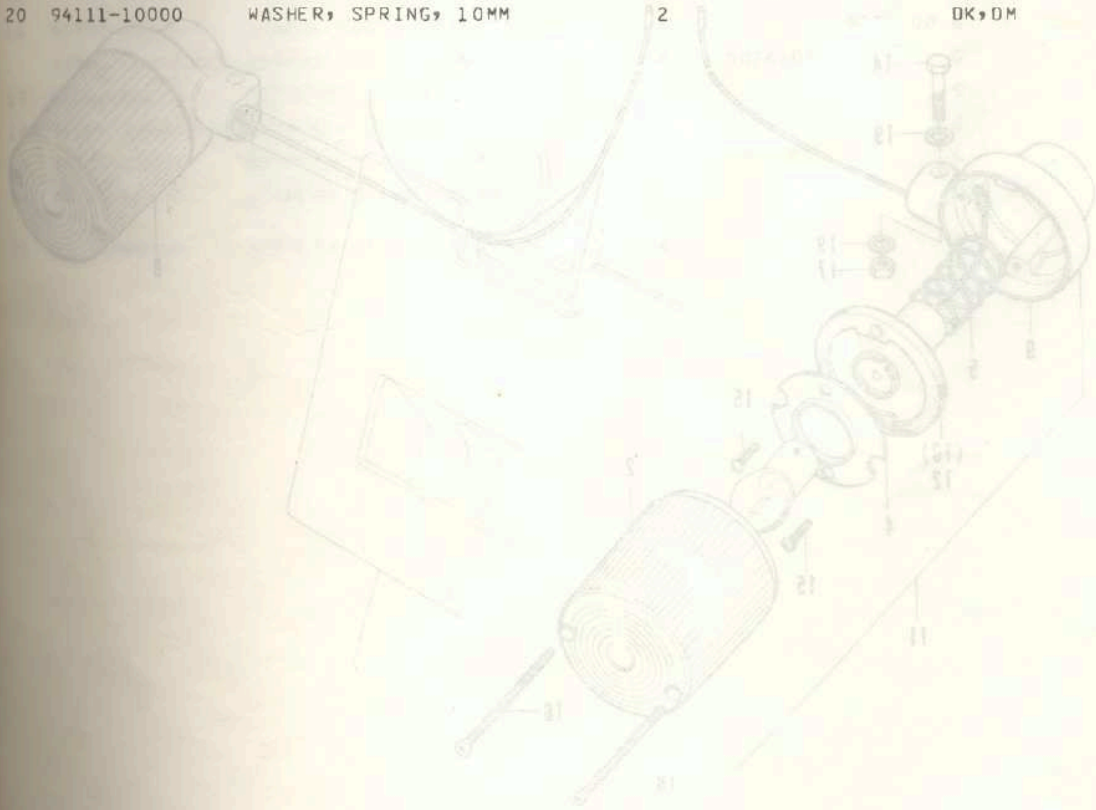
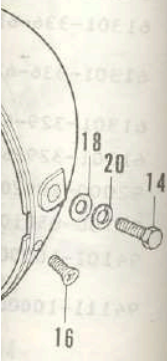
F-18-2 Head Light • Case(DK, DM)

Part No.	Description	QTY	Ref. No.
----------	-------------	-----	----------



F-18-2 Head Light • Case(DK, DM)

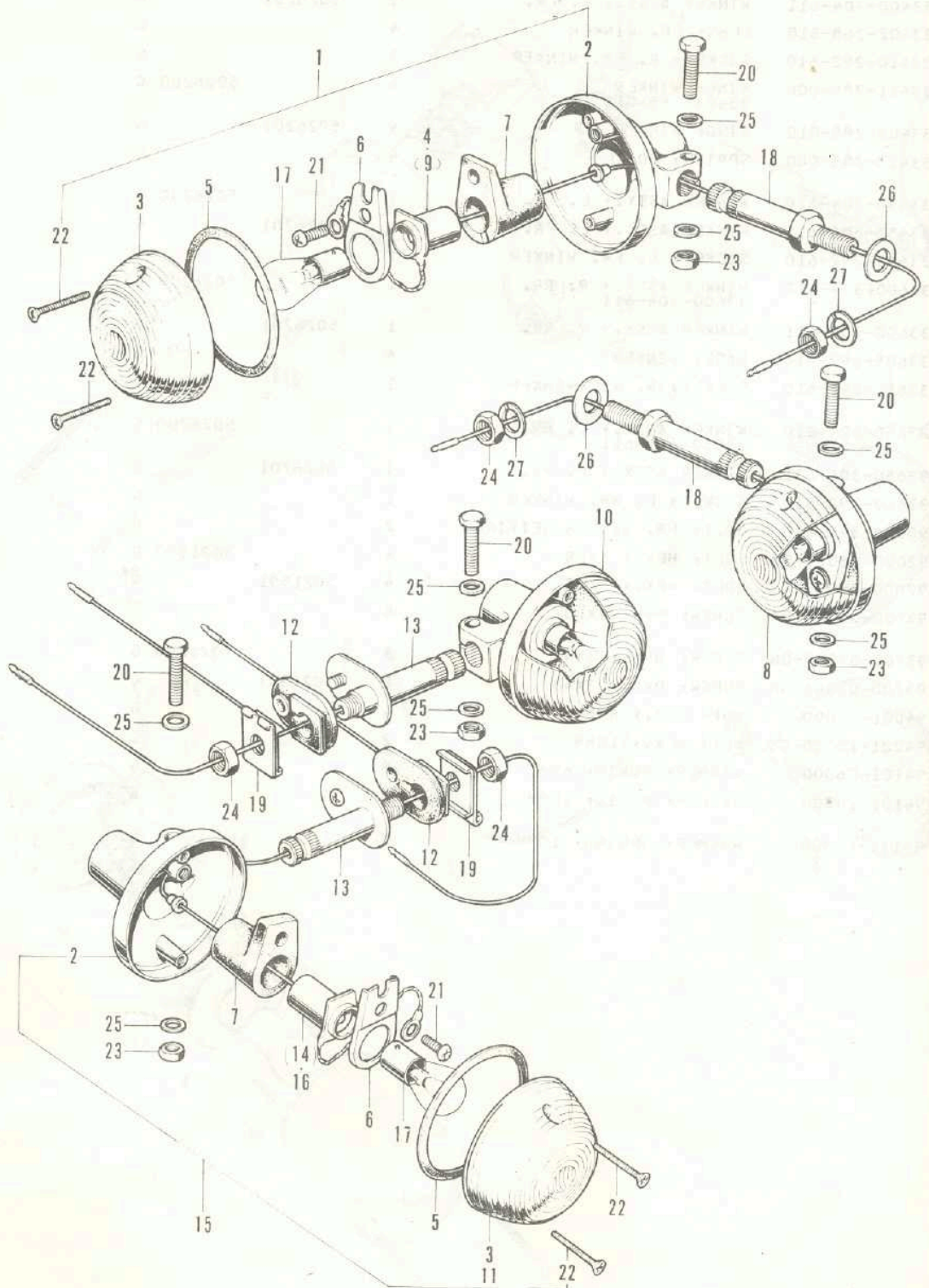
Ref. No.	Part No.	Description	Reqd. No. CB125K5	Serial No.	Area Code
1	33100-246-703	LIGHT ASSY., HEAD (6V 30/25W)	1		DK, DM
2	33101-246-003	RIM, HEAD LIGHT	1		DK, DM
3	33103-246-013	SCREW, HEAD LIGHT BEAM ADJUSTING	1		DK, DM
4	33107-246-003	SPRING, HEAD LIGHT BEAM ADJUSTING	1		DK, DM
5	33108-246-003	SPRING, UNIT HOLDER	2		DK, DM
6	33117-246-013	NUT, BEAM ADJUST	1		DK, DM
7	33120-246-700	LIGHT UNIT, HEAD	1		DK, DM
8	33130-246-003	SOCKET, HEAD LIGHT	1		DK, DM
9	34901-246-701	BULB, HEAD LIGHT (6V 30/25W)	1		DK, DM
10	34902-259-000	BULB, DUSH (12V 3.4W)	1		DK, DM
11	37550-304-970	LAMP ASSY., BEAM PILOT	1		DK, DM
12	37551-044-670	LENS, BEAM PILOT	1		DK, DM
13	61301-336-680HX	CASE, HEAD LIGHT	1		DK, DM
	61301-336-680LX	CASE, HEAD LIGHT	1		DK, DM
	61301-336-680MU	CASE, HEAD LIGHT	1		DK, DM
14	92000-10020-0B	BOLT, HEX., 10X20	2		DK, DM
15	93500-03006-0A	SCREW, PAN, 3X6	1		DK, DM
16	93700-05010-0B	SCREW, OVAL, 5X10	2		DK, DM
17	94001-03000-0S	NUT, HEX., 3MM	1		DK, DM
18	94101-10000	WASHER, PLAIN, 10MM	2		DK, DM
19	94111-03000	WASHER, SPRING, 3MM	1		DK, DM
20	94111-10000	WASHER, SPRING, 10MM	2		DK, DM



F-19 Winker(G)

Ref. No.	Part No.	Description	Reqd. No. CB125K5	Serial No.	Area Code
1	33400-304-610	WINKER ASSY., R. FR.	1	5026200	G
	33400-304-611	WINKER ASSY., R. FR.	1	5026201	G
2	33402-268-610	LENS, FR. WINKER	4		G
3	33410-292-610	SOCKET, R. FR. WINKER	1		G
4	33411-285-000	RING, WINKER 33403-285-010	4	5026200	G
	33403-285-010	RING, WINKER	4	5026201	G
5	33413-285-000	SPRING, COIL	4		G
6	33450-304-610	WINKER ASSY., L. FR.	1	5026200	G
	33450-304-611	WINKER ASSY., L. FR.	1	5026201	G
7	33460-292-610	SOCKET, L. FR. WINKER	1		G
8	33600-304-610	WINKER ASSY., R. RR. 33600-304-611	1	5026200	G
	33600-304-611	WINKER ASSY., R. RR.	1	5026201	G
9	33605-292-610	BASE, WINKER	4		G
10	33610-292-610	SOCKET, R. RR. WINKER	1		G
11	33650-304-610	WINKER ASSY., L. RR. 33650-304-611	1	5026200	G
	33650-304-611	WINKER ASSY., L. RR.	1	5026201	G
12	33660-292-610	SOCKET, L. RR. WINKER	1		G
13	90154-346-610	BOLT, FR. WINKER SETTING	2		G
14	92000-06028-02	BOLT, HEX., 6X28	4	5021590	G
	92000-06025	BOLT, HEX., 6X25	4	5021591	G
15	93500-03010-0A	SCREW, PAN, 3X10	8		G
16	93700-03045-0B	SCREW, OVAL, 3X45	8	5026200	G
	93700-03048-0B	SCREW, OVAL, 3X48	8	5026201	G
17	94001-06000	NUT, HEX., 6MM	4		G
18	94001-10000-0S	NUT, HEX., 10MM	2		G
19	94101-06000	WASHER, PLAIN, 6MM	8		G
20	94101-10000	WASHER, PLAIN, 10MM	2		G
21	94111-10200	WASHER, SPRING, 10MM	2		G

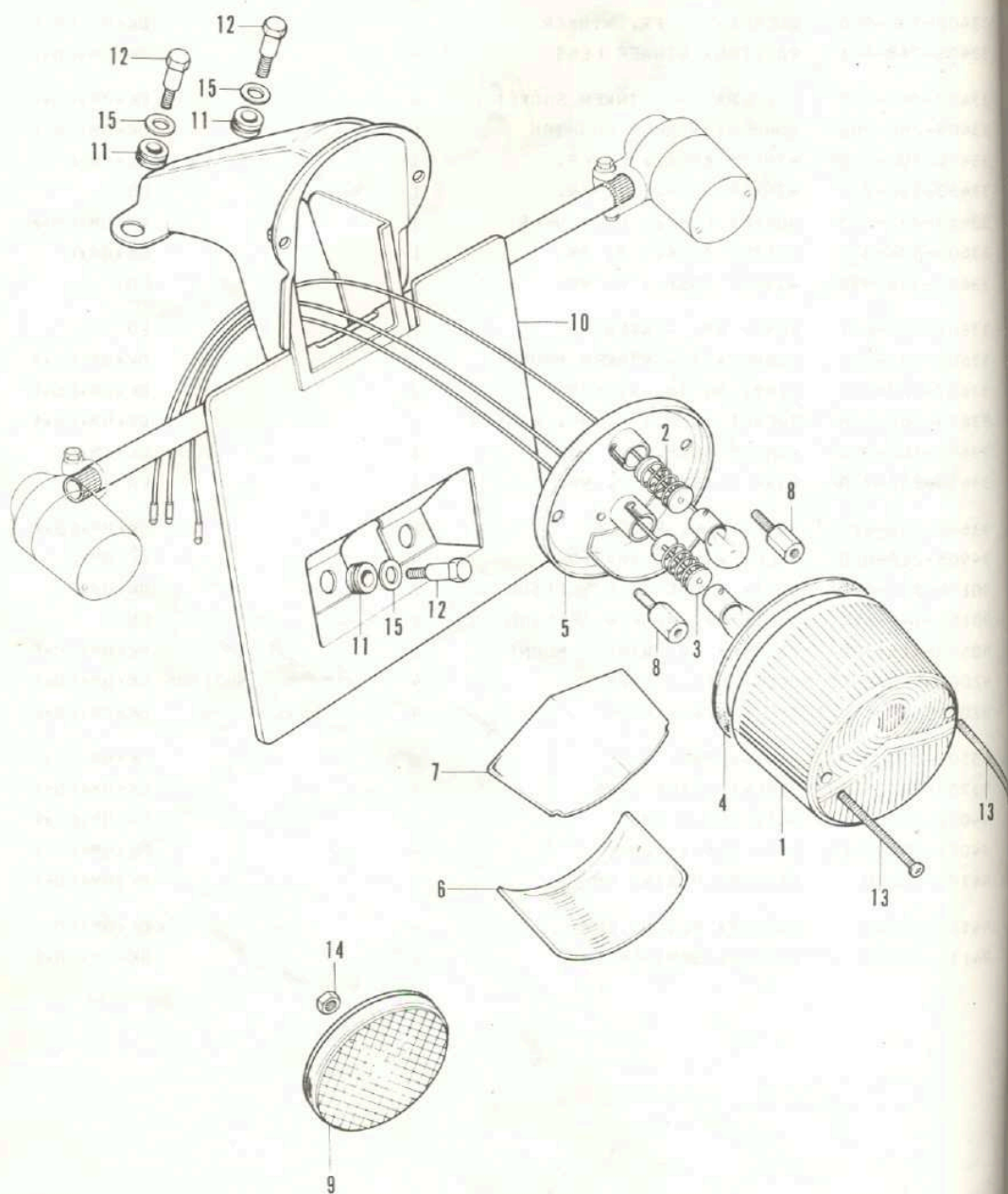
F-19-1 Winker(DK, DM, ED, F)



F-19-1 Winker(DK, DM, ED, F)

Ref. No.	Part No.	Description	Reqd. No. CB125K5	Serial No.	Area Code
1	33400-336-000	WINKER ASSY., R. FR.	1		DK, DM, F
	33400-336-730	WINKER ASSY., R. FR.	1		ED
2	33401-292-003	BASE, WINKER	4		DK, DM, ED, F
3	33402-268-671	LENS, FR. WINKER	4 2		DK, DM, F ED
4	33402-336-000	SOCKET, R. FR. WINKER	1		DK, DM, ED, F
5	33406-268-671	PACKING, WINKER LENS	4		DK, DM, ED, F
6	33407-284-000	HOLDER, FR. WINKER SOCKET	4		DK, DM, ED, F
7	33408-284-000	RUBBER, WINKER CUSHION	4		DK, DM, ED, F
8	33450-303-650	WINKER ASSY., L. FR.	1		DK, DM, F
	33450-336-730	WINKER ASSY., L. FR.	1		ED
9	33453-292-003	SOCKET COMP., L. WINKER	1		DK, DM, ED, F
10	33600-304-970	WINKER ASSY., R. RR.	1		DK, DM, F
	33600-336-730	WINKER ASSY., R. RR.	1		ED
11	33602-323-631	LENS, RR. WINKER	2		ED
12	33606-303-000	RUBBER, RR. WINKER MOUNT	2		DK, DM, ED, F
13	33607-307-670	STAY, R. RR. WINKER	2		DK, DM, ED, F
14	33610-306-670	SOCKET COMP., R. RR. WINKER	1		DK, DM, ED, F
15	33650-304-970	WINKER ASSY., L. RR.	1		DK, DM, F
	33650-336-730	WINKER ASSY., L. RR.	1		ED
16	33660-306-670	SOCKET, L. RR.	1		DK, DM, ED, F
17	34905-212-000	BULB, WINKER (6V 10W)	4		DK, DM, F
18	90154-268-670	BOLT, LIGHT CASE SETTING	2		DK, DM, F
	90154-346-610	BOLT, FR. WINKER SETTING	2		ED
19	90583-315-670	WASHER, RR. WINKER MOUNT	2		DK, DM, ED, F
20	92000-06028-02	BOLT, HEX., 6X28	4	5021590	DK, DM, ED, F
	92000-06025	BOLT, HEX., 6X25	4	5021591	DK, DM, ED, F
21	93500-05008-0A	SCREW, PAN, 5X8	4		DK, DM, ED, F
22	93700-03025-0B	SCREW, OVAL, 3X25	8		DK, DM, ED, F
23	94001-06000	NUT, HEX., 6MM	4		DK, DM, ED, F
24	94001-10000-0S	NUT, HEX., 10MM	4		DK, DM, ED, F
25	94101-06000	WASHER, PLAIN, 6MM	8		DK, DM, ED, F
26	94101-10200	WASHER, PLAIN, 10MM	2		DK, DM, ED, F
27	94111-10200	WASHER, SPRING, 10MM	2		DK, DM, ED, F

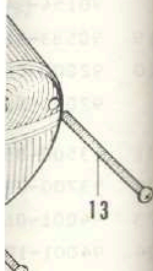
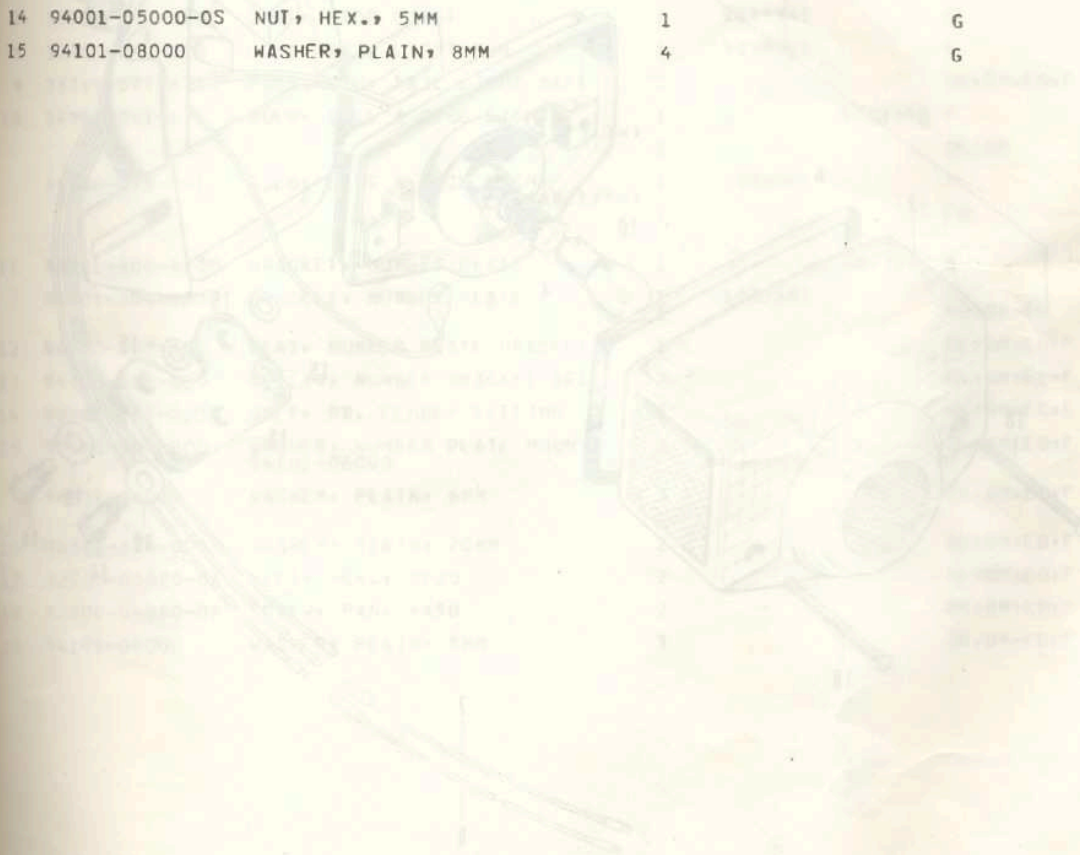
F-20 Tail Light - Number Bracket(G)



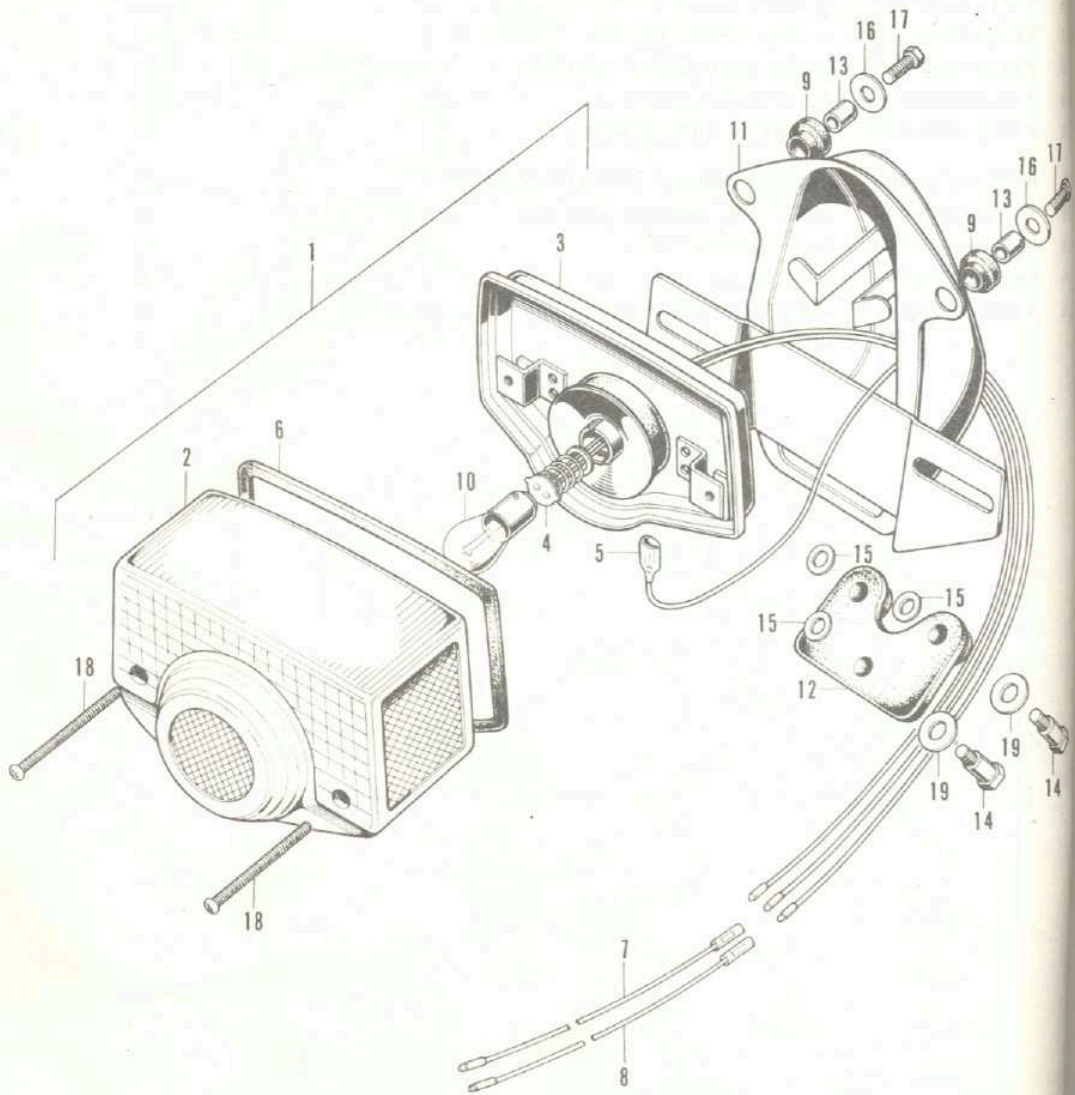
Ref. No.	
1	3376
2	3376
3	3376
4	3376
5	3376
6	3376
7	3376
8	3376
9	3376
10	847
11	847
12	901
13	935
14	940
15	940

F-20 Tail Light - Number Bracket(G)

Ref. No.	Part No.	Description	Reqd. No. CB125K5	Serial No.	Area Code
1	33701-051-000	LENS, TAIL & STOP LAMP	1		G
2	33707-292-610	CORD COMP., TAIL LIGHT	1		G
3	33708-292-610	CORD, STOP LIGHT	1		G
4	33709-051-000	PACKING, TAIL LIGHT LENS	1		G
5	33710-292-610	SOCKET, TAIL LIGHT	1		G
6	33715-051-000	LENS, LICENSE	1		G
7	33716-051-000	PLATE, INTERCEPTION	1		G
8	33717-292-610	BOLT, TAIL LIGHT SETTING	2		G
9	33741-292-610	REFLEX REFLECTOR	1		G
10	84701-304-610B	BRACKET, NUMBER PLATE	1		G
11	84705-292-000	RUBBER, NUMBER BRACKET CUSHION	4		G
12	90162-292-000	BOLT, FR. FENDER SETTING	4		G
13	93500-03045-08	SCREW, PAN, 3X45	2		G
14	94001-05000-0S	NUT, HEX., 5MM	1		G
15	94101-08000	WASHER, PLAIN, 8MM	4		G



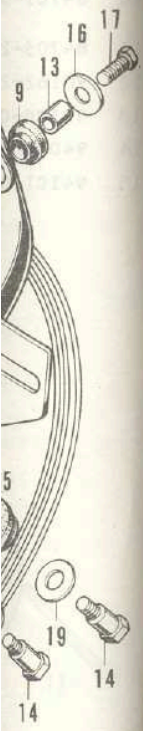
F-20-1 Tail Light • Number Bracket(DK, DM, ED, F)



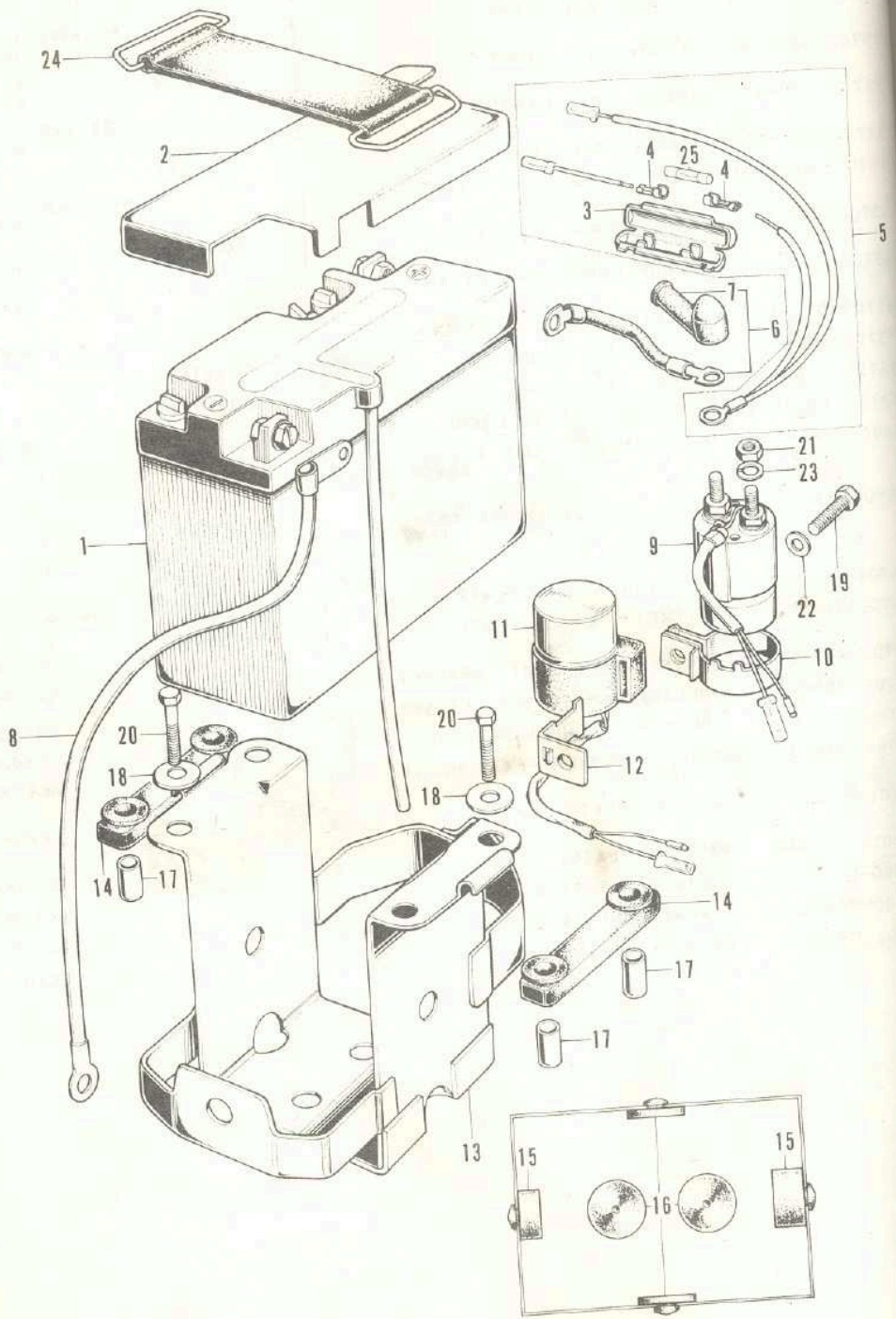
Ref. No.	Part No.
1	33701-30
	33701-05
2	33702-07
	33702-31
3	33703-01
	33703-31
4	33707-31
	33708-01
5	33708-01
6	33709-01
7	33710-01
8	33711-01
9	33719-01
10	34906-01
	34906-01
11	84701-01
	84701-01
12	84702-01
13	84706-01
14	90162-01
15	90563-01
	94101-01
16	90581-01
17	92000-01
18	93500-01
19	94101-01

F-20-1 Tail Light • Number Bracket(DK, DM, ED, F)

Ref. No.	Part No.	Description	Reqd. No. CB125K5	Serial No.	Area Code
1	33701-304-670	UNIT, TAIL LIGHT	1	5033340	F DK, DM
	33701-098-931	TAILLIGHT UNIT	1	5033341	F ED
2	33702-077-671	LENS, TAIL LIGHT	1	5033340	F DK, DM
	33702-323-631	LENS, TAIL LIGHT	1	5033341	F ED
3	33703-077-671	BASE, TAIL LIGHT	1	5033340	F DK, DM, ED
	33703-303-003	BASE, TAIL LIGHT	1	5033341	F
4	33707-304-000	CORD COMP., TAIL LIGHT	1	5033340	F DK, DM
	33708-077-671	CORD COMP., TAIL LIGHT	1	5033341	F ED
5	33708-304-000	CORD, TAIL LIGHT EARTH	1		DK, DM, ED, F
6	33709-077-671	PACKING, TAIL LIGHT LENS	1		DK, DM, ED, F
7	33710-342-670	CORD, STOP LIGHT	1	5033341	F
8	33711-342-670	CORD, TAIL LIGHT SUB	1	5033341	F
9	33719-077-671	PACKING B, TAIL LIGHT BASE	2		DK, DM, ED, F
10	34906-041-671	BULB, TAIL & STOP LIGHT (6V17/5.3W)	1	5033340	F
	34906-098-931	BULB, STOP & TAIL LIGHT (6V21/5W)	1	5033341	F ED
11	84701-304-6208	BRACKET, NUMBER PLATE	1	5033340	F
	84701-304-0008	BRACKET, NUMBER PLATE	1	5033341	F DK, DM, ED
12	84702-307-000	SEAT, NUMBER PLATE BRACKET	1		DK, DM, ED, F
13	84706-286-000	COLLAR, NUMBER BRACKET SET	2		DK, DM, ED, F
14	90162-283-000	BOLT, RR. FENDER SETTING	3		DK, DM, ED, F
15	90563-304-000	WASHER, NUMBER PLATE MOUNT 94101-06000	3		DK, DM, ED, F
	94101-06000	WASHER, PLAIN, 6MM	3		DK, DM, ED, F
16	90581-310-000	WASHER, PLAIN, 20MM	2		DK, DM, ED, F
17	92000-05020-0A	BOLT, HEX., 5X20	2		DK, DM, ED, F
18	93500-04050-0A	SCREW, PAN, 4X50	2		DK, DM, ED, F
19	94101-08000	WASHER, PLAIN, 8MM	3		DK, DM, ED, F



F-21 Battery • Battery Tray

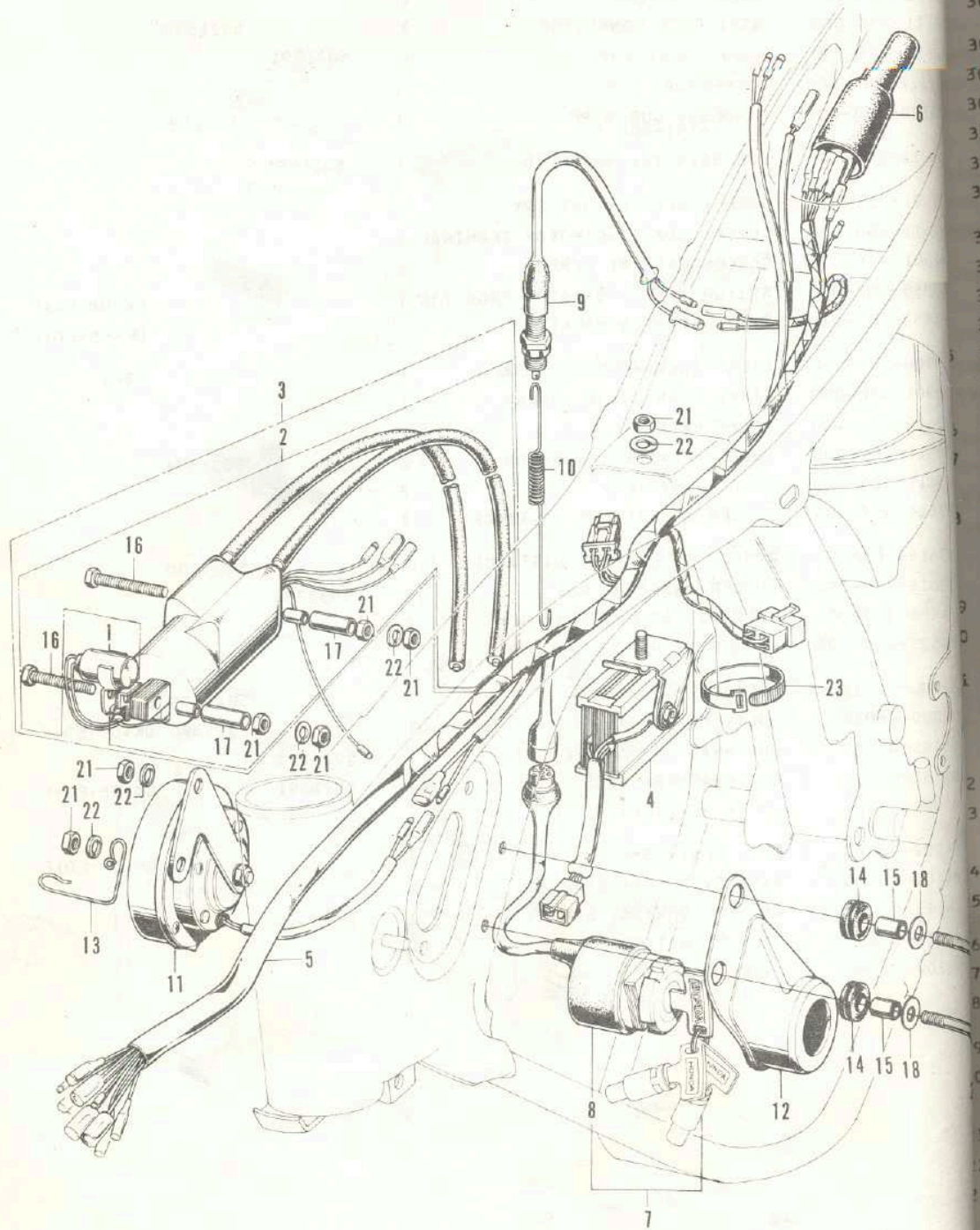


Ref. No.	
1	315
2	315
3	321
4	321
5	321
6	324
7	324
8	326
9	356
10	356
11	383
12	383
13	83
14	83
15	83
16	83
17	84
18	91
19	91
20	91
21	91
22	91
23	91
24	91
25	91

F-21 Battery - Battery Tray

Ref. No.	Part No.	Description	Reqd. No. CB125K5	Serial No.	Area Code
1	31500-303-681	BATTERY ASSY. 98202-65240	1		27E
2	31532-304-000	COVER, BATTERY	1		
3	32111-230-000	CASE, FUSE CONNECTOR	1	5021590	
	32120-323-000	CASE, FUSE, 15M	1	5021591	
4	32112-230-000	CONNECTOR, FUSE	2		
5	32120-303-000	HARNESS, SUB WIRE 32211-351-000	1	5021590	
	32211-351-000	SUB HARNESS, MAGNETIC	1	5021591	
6	32401-303-000	CABLE, STARTER BATTERY	1		
7	32411-253-000	COVER, STARTING MOTOR TERMINAL	1		
8	32601-336-000	CABLE, BATTERY EARTH	1		
9	35850-303-000	SWITCH ASSY., STARTER MAGNETIC	1		DK, DM, ED, F
10	35852-303-010	STAY, STARTER MAGNETIC	1		DK, DM, ED, F
11	38300-304-620	RELAY ASSY., TURN SIGNAL	1		ED, G
12	38301-336-000	STAY, TURN SIGNAL RELAY	1		
13	83600-336-000	TRAY, BATTERY	1		
14	83611-307-000	RUBBER, BATTERY CUSHION	2	5036574	
	83611-354-000	RUBBER, BATTERY	2	5036575	
15	83616-307-000	RUBBER A, BATTERY DISTANCE	2		
16	83618-307-000	RUBBER C, BATTERY DISTANCE	4	5033700	
	83618-323-000	RUBBER, BATTERY BOX	4	5033701	
17	84706-307-000	COLLAR, BATTERY TRAY SET	4		
18	90525-030-000	WASHER B, HANDLE HOLDER SETTING	4		
19	92000-06012	BOLT, HEX., 6X12	1	5021590	G
	92000-06016	BOLT, HEX., 6X16	1	5021590	DK, DM, ED, F
	93481-06012	BOLT-WASHER, 6X12	1	5021591	G
	93481-06016	BOLT-WASHER, 6X16	1	5021591	DK, DM, ED, F
20	92000-06025	BOLT, HEX., 6X25	4		
21	94002-06000	NUT, HEX., 6MM	2		DK, DM, ED, F
22	94101-06000	WASHER, PLAIN, 6MM	1	5021590	
23	94111-06000	WASHER, SPRING, 6MM	2		
24	95012-15000	BAND D, BATTER	1		
25	98200-11500	FUSE, 15A	4		

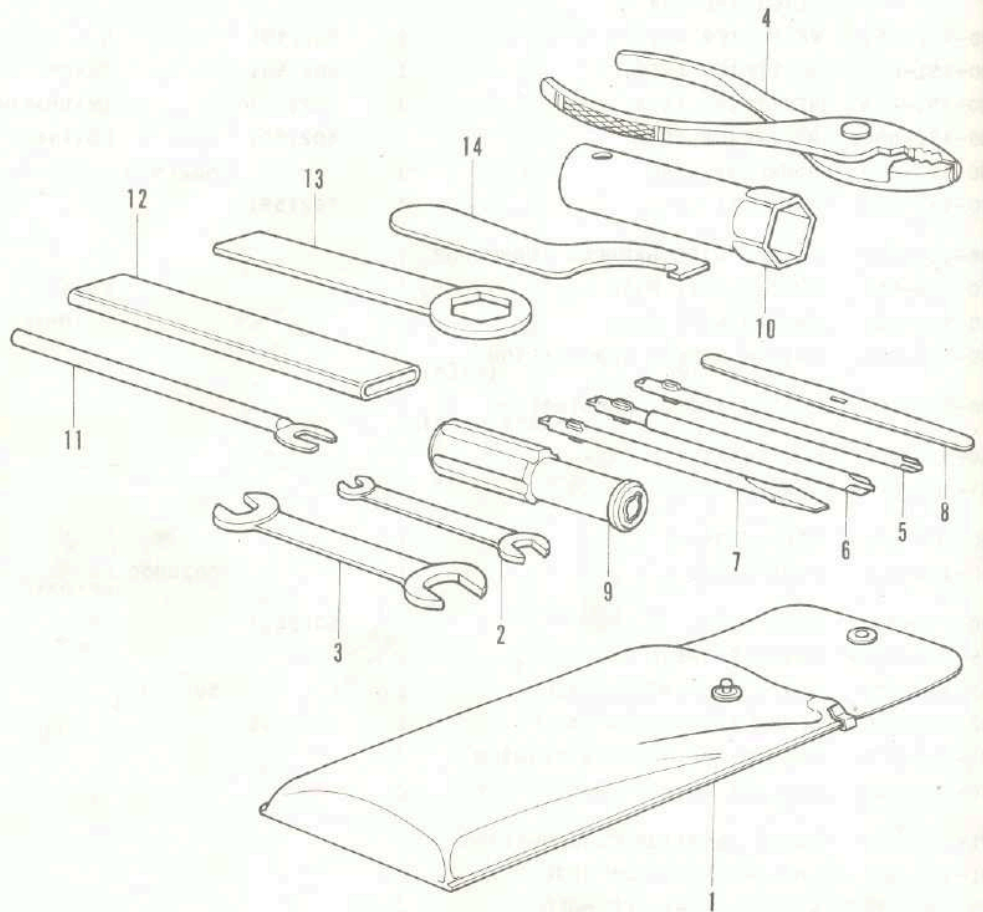
F-22 Wire Harness • Ignition Coil



F-22 Wire Harness · Ignition Coil

Ref. No.	Part No.	Description	Reqd. No. CB125K5	Serial No.	Area Code
1	30280-303-000	CONDENSER COMP.	1		
2	30500-302-003	COIL ASSY., IGNITION 30500-302-013	1	5021590	
	30500-302-004	COIL ASSY., IGNITION	1	5021590	
	30500-302-013	COIL ASSY., IGNITION	1	5021591	
	30500-302-014	COIL ASSY., IGNITION	1	5021591	
3	30500-303-020	COIL ASSY., IGNITION	1	5021590	
	30500-303-030	COIL ASSY., IGNITION	1	5021591	
4	31700-303-033	RECTIFIER ASSY. 31700-351-003	1	5021590	
	31700-351-003	RECTIFIER ASSY.	1	5021591	G
	31700-351-008	RECTIFIER ASSY.	1	5021591	DK, DM
	31700-351-003	RECTIFIER ASSY.	1	5021591	DK, DM, ED, F
	31700-351-008	RECTIFIER ASSY.	1	5021591	ED, F, G
5	32100-303-040	HARNES, WIRE	1	5021590	
	32100-342-000	HARNES, WIRE	1	5021591	
6	32108-003-000	COVER, WIRE HARNES CONNECTOR	1		
7	35010-336-611	SWITCH KIT, MAIN	1		ED, G
	35010-336-621	SWITCH KIT, MAIN	1		DK, DM, F
8	35100-303-003	SWITCH ASSY., COMBINATION (TOYO)	1		
	35100-303-007	SWITCH ASSY., COMBINATION (HONDA LOCK)	1		
9	35350-336-000	SWITCH ASSY., STOP	1		
10	35357-303-010	SPRING, STOP SWITCH	1		
11	38100-304-620	HORN ASSY.	1		F
	38100-303-004	HORN ASSY.	1	5020800	ED DK, DM, G
	38100-336-730	HORN ASSY.	1	5020801	ED
12	50375-303-0108	BRACKET, MAIN SWITCH	1		
13	50142-336-000	CLIP, TACHOMETER CABLE	1	5021590	
	50402-351-000	CLIP, TACHOMETER CABLE	1	5021591	
14	80101-283-000	RUBBER, RR. FENDER CUSHION	2		
15	84706-286-000	COLLAR, NUMBER BRACKET SET	2		
16	90171-303-000	BOLT, IGNITION COIL SETTING	2		
17	90301-303-000	COLLAR, IGNITION COIL SET	2		
18	90525-030-000	WASHER B, HANDLE HOLDER SETTING	2		
19	92000-06040	BOLT, HEX., 6X40	1	5021590	
20	92000-06045	BOLT, HEX., 6X45 (5021590(1))	2	5021591	
21	94001-06000	NUT, HEX., 6MM	7		
22	94111-06000	WASHER, SPRING, 6MM	5		
23	95014-62300	BAND B3, WIRE	1		

F-23 Tool



F-23 Tool

Ref. No.	Part No.	Description	Reqd. No. CB125K5	Serial No.	Area Code
1	83151-805-000	BAG, TOOL	1	5010680	
	99008-02000	BAG, TOOL, 200MM	1	5010681	
2	99001-08120	SPANNER, 8X12	1	5010680	
	99001-10120	SPANNER, 10X12	1	5010681	
3	99001-10140	SPANNER, 10X14	1	5010680	
	99001-14170	SPANNER, 14X17	1	5010681	
	99001-17190	SPANNER, 17X19	1	5010680	
4	99002-13500	PLIERS, 135	1		
5	99003-10000	DRIVER, PLUS, #2	1		
6	99003-20000	DRIVER, PLUS, #3	1		
7	99003-30000	DRIVER, MINUS, #2	1		
8	99003-40000	LEVER	1		
9	99003-50000	GRIP	1		
10	99004-18001	WRENCH, BOX, P18	1		
11	99005-02000	BAR B, HANDLE	1	5010681	
12	99006-12000	HANDLE, EYE WRENCH, 120MM	1		
13	99006-19000	WRENCH, EYE, 19MM	1		
14	99007-45000	SPANNER, PIN, 45MM	1		

PART No. INDEX

Part No.	Block No.	Part No.	Block No.	Part No.	Block No.
11000		13105-351-000	E-4	15000	
11100-303-050	E-17	13111-035-000	E-4	15210-302-000	E-8
11100-304-050	E-17	13115-001-000	E-4	15219-302-000	E-8
11100-304-060	E-17	13201-230-010	E-12	15231-205-000	E-8
11100-351-000	E-17	13211-230-010	E-12	15235-205-000	E-8
11200-303-030	E-18	13310-303-300	E-12	15281-205-000	E-8
11330-303-010	E-6	13310-303-310	E-12	15292-200-000	E-8
11340-303-030	E-9	13320-303-300	E-12	15334-302-000	E-8
11394-303-020	E-6	13320-303-310	E-12	15440-303-000	E-8
11395-303-020	E-9	13376-303-300	E-12	15440-351-000	E-8
11395-303-030	E-9	13379-230-350	E-12	15451-200-020	E-8
11431-317-000	E-9	13411-303-000	E-12	15459-303-000	E-8
11661-304-010	E-9	13421-230-010	E-12	15481-200-030	E-6
11691-286-000	E-9	13481-230-004	E-12	15493-202-000	E-8
11691-305-000	E-9	13492-200-000	E-13	15650-303-020	E-6
11751-230-000	E-18	13497-230-020	E-12	15755-303-000	E-1
11781-230-000	E-18	13611-230-050	E-12	15761-286-010	E-1
12000		14000		15761-292-010	E-1
12021-336-300	E-3	14101-336-000	E-3	15772-302-000	E-1
12023-336-300	E-3	14311-230-040	E-12	16000	
12100-303-020	E-4	14311-351-300	E-12	16010-304-004	E-19
12110-351-000	E-4	14321-246-010	E-3	16011-240-004	E-19
12191-303-010	E-4	14321-351-000	E-3	16012-304-004	E-19
12191-351-000	E-4	14401-230-000	E-5	16013-046-004	E-19
12200-336-000	E-1	14411-230-000	E-5	16014-304-004	E-19
12200-336-010	E-1	14431-230-000	E-3	16015-304-004	E-19
12209-333-005	E-3	14431-303-000	E-3	16016-046-004	E-19
12251-303-010	E-1	14451-230-000	E-3	16022-304-004	E-19
12280-351-000	E-1	14491-230-010	E-3	16025-304-004	E-19
12300-303-010	E-1	14500-303-010	E-5	16027-304-004	E-19
12361-246-000	E-1	14500-303-020	E-5	16033-304-004	E-19
12391-303-000	E-1	14509-230-320	E-5	16034-304-004	E-19
12394-246-020	E-2	14509-230-330	E-5	16100-336-014	E-19
12396-246-020	E-2	14541-303-000	E-5	16102-336-014	E-19
12411-304-000	E-2	14542-303-000	E-5	16118-086-004	E-19
12431-246-000	E-2	14551-303-010	E-5	16165-336-004	E-19
12435-246-000	E-2	14553-303-010	E-5	16173-001-004	F-6
12901-230-010	E-1	14554-303-000	E-5	16211-304-000	E-1
12901-353-660	E-1	14555-303-000	E-5	16229-235-000	E-1
13000		14556-303-000	E-5	16950-336-005	F-6
13000-303-000	E-12	14562-303-010	E-5	16952-028-000	F-6
13000-351-000	E-12	14592-230-000	E-5	16953-028-004	F-6
13010-230-000	E-4	14593-303-000	E-5	16954-028-000	F-6
13011-351-305	E-4	14594-351-000	E-5	16955-028-004	F-6
13020-230-000	E-4	14610-230-030	E-5	16956-028-004	F-6
13021-351-305	E-4	14610-230-040	E-5	16957-028-000	F-6
13030-230-000	E-4	14615-230-010	E-4	16993-011-000	F-6
13031-351-305	E-4	14617-230-010	E-5	16997-273-000	F-6
13040-230-000	E-4	14617-351-000	E-5	17000	
13041-351-305	E-4	14711-230-010	E-3	17210-336-005	F-7
13050-230-000	E-4	14721-304-000	E-3	17210-351-005	F-7
13051-351-305	E-4	14730-336-003	E-3	17214-336-000	F-7
13101-303-000	E-4	14751-303-000	E-3	17214-351-000	F-7
13101-351-000	E-4	14751-351-003	E-3	17215-336-000	F-7
13102-303-000	E-4	14751-351-005	E-3	17216-316-000	F-7
13102-351-000	E-4	14761-303-000	E-3	17231-336-000HX	F-7
13103-303-000	E-4	14761-351-003	E-3	17231-336-000LX	F-7
13103-351-000	E-4	14761-351-005	E-3	17231-336-000MU	F-7
13104-303-000	E-4	14771-216-000	E-3	17231-378-000HX	F-7
13104-351-000	E-4	14781-235-000	E-3	17231-378-000LX	F-7
13105-303-000	E-4			17231-378-000MU	F-7

PART NO. INDEX

PART No. INDEX

Part No.	Block No.	Part No.	Block No.	Part No.	Block No.
17247-303-000	F-7	24000		30200-303-004	E-2
17255-315-670	F-7	24211-246-010	E-14	30200-303-154	F-2
17310-336-005	F-7	24211-351-000	E-14	30201-246-003	E-2
17310-351-005	F-7	24221-246-030	E-14	30201-246-004	E-2
17314-336-000	F-7	24221-351-000	E-14	30202-028-003	E-2
17314-351-000	F-7	24231-246-010	E-14	30202-107-004	E-2
17331-336-000HX	F-7	24231-351-000	E-14	30202-216-004	E-2
17331-336-000LX	F-7	24261-283-000	E-12	30205-205-003	E-2
17331-336-000MU	F-7	24261-306-000	E-14	30205-205-014	E-2
17500-336-000KW	F-6	24263-286-000	E-14	30220-303-014	E-2
17500-336-000MY	F-6	24301-246-020	E-14	30220-303-154	E-2
17500-336-000MZ	F-6	24401-351-000	E-14	30220-304-154	E-2
17611-303-000	F-6	24421-230-000	E-14	30220-304-610	E-2
17613-336-000	F-6	24430-243-000	E-14	30225-246-004	E-2
17620-292-020	F-6	24434-243-000	E-14	30226-246-004	E-2
17631-259-000	F-6	24435-243-000	E-14	30280-303-000	F-22
17910-304-610	F-1	24435-351-000	E-14	30361-246-030	E-2
17910-342-000	F-1	24440-351-000	E-14	30371-246-300	E-2
18000		24444-351-000	E-14	30372-246-300	E-2
18231-303-000	F-8	24445-200-000	E-14	30500-302-003	F-22
18233-303-010	F-8	24445-243-010	E-14	30500-302-004	F-22
18291-202-000	F-8	24446-200-000	E-14	30500-302-013	F-22
18300-336-010	F-8	24446-243-000	F-14	30500-302-014	F-22
18340-303-020B	F-8	24447-243-000	E-14	30500-303-020	F-22
18341-303-020B	F-8	24610-303-000	F-15	30500-303-030	F-22
18400-336-010	F-8	24610-303-010	E-15	30700-243-610	E-1
22000		24621-200-000	E-15	30700-259-810	E-1
22100-230-000	E-7	24641-200-000	E-15	30905-216-000	E-3
22120-230-020	E-7	24641-216-000	F-15	30906-230-000	E-12
22201-240-000	E-7	24651-230-010	E-15	31000	
22351-230-010	E-7	24651-351-000	E-15	31100-303-023	E-10
22401-230-000	E-7	24700-304-010	E-15	31100-303-024	E-10
22408-230-000	E-7	24700-304-020	E-15	31100-305-024	E-10
22810-216-030	E-9	24781-205-000	E-15	31101-303-013	E-10
22815-200-000	E-9	28000		31101-303-014	E-10
22838-202-010	E-7	28101-216-003	E-11	31101-305-014	E-10
22841-216-030	E-9	28101-286-003	E-11	31102-303-013	E-10
22844-200-010	E-9	28110-303-000	E-11	31102-303-014	E-10
22850-200-010	E-7	28117-303-000	F-11	31102-305-014	E-10
22870-304-610	F-1	28120-201-030	E-10	31200-303-158	E-11
22870-336-000	F-1	28120-201-040	F-10	31201-225-154	E-11
22875-224-000	E-9	28125-253-020	E-10	31202-216-154	F-11
22875-351-000	E-9	28126-253-030	F-10	31204-230-174	E-11
22903-200-000	E-7	28128-253-030	E-10	31205-216-000	E-11
23000		28211-230-010	E-16	31205-292-158	E-11
23211-246-030	E-13	28239-235-000	E-16	31500-303-681	F-21
23220-246-000	E-13	28250-303-000	F-16	31532-304-000	F-21
23311-200-000	E-7	28261-235-000	F-16	31700-303-033	F-22
23420-246-020	E-13	28300-316-000	E-16	31700-351-003	F-22
23431-246-030	E-13	28301-074-000	E-16	31700-351-008	F-22
23441-246-020	E-13	28301-342-000	E-16	32000	
23461-246-030	E-13	28302-303-000	E-16	32100-303-040	F-22
23471-246-030	E-13	28303-001-000	F-16	32100-342-000	F-22
23481-246-020	E-13	28304-001-000	E-16	32108-003-000	F-22
23491-246-020	E-13	28305-001-000	E-16	32111-230-000	F-21
23511-246-020	E-13	28311-001-000	E-16	32112-230-000	F-21
23801-230-000	E-13	28311-342-000	E-16	32120-303-000	F-21
23811-028-000	E-13	28322-001-000	E-16	32120-323-000	F-21
23811-230-000	E-13	28324-001-000	E-16	32172-336-000	F-10
23931-246-010	E-13	30000		32211-351-000	F-21
23932-246-000	E-13	30200-303-003	F-2	32401-303-000	F-21

PART No. INDEX

Block No.	Part No.	Block No.	Part No.	Block No.	Part No.	Block No.
-2	32402-304-000	E-11	33650-304-970	F-19-1	35850-303-000	F-21
-2	32411-230-000	E-11	33650-336-730	F-19-1	35852-303-010	F-21
-2	32411-253-000	F-21	33660-292-610	F-19		
-2	32601-336-000	F-21	33660-306-670	F-19-1	37000	
-2	32911-201-000	E-18	33701-051-000	F-20		
-2	32912-201-000	E-18	33701-098-931	F-20-1	37211-307-670	F-17
-2	32921-240-000	E-10	33701-304-670	F-20-1	37212-307-670	F-17
-2	32985-300-000	F-10	33702-077-671	F-20-1	37213-307-670	F-17
-2			33702-323-631	F-20-1	37230-336-680	F-17
-2	33000		33703-077-671	F-20-1	37230-336-690	F-17
-2			33703-303-003	F-20-1	37240-304-970	F-17
-2	33100-246-622	F-18-1	33707-292-610	F-20	37240-336-000	F-17
-2	33100-246-703	F-18-2	33707-304-000	F-20-1	37242-307-670	F-17
-2	33100-304-610	F-18	33708-077-671	F-20-1	37243-307-670	F-17
-22	33100-304-611	F-18	33708-292-610	F-20	37244-307-670	F-17
-2	33101-246-003	F-18-2	33708-304-000	F-20-1	37260-286-000	F-17
-2	33101-246-621	F-18	33709-051-000	F-20	37260-296-000	F-17
-2		F-18-1	33709-077-671	F-20-1	37261-286-000	F-17
-22	33103-246-013	F-18-2	33710-292-610	F-20	37261-296-000	F-17
-22	33107-246-003	F-18-2	33710-342-670	F-20-1	37550-304-970	F-18
-22	33108-028-013	F-18	33711-342-670	F-20-1		F-18-1
-22		F-18-1	33715-051-000	F-20		F-18-2
-22	33108-246-003	F-18-2	33716-051-000	F-20	37551-044-670	F-18
-22	33115-283-601	F-18	33717-292-610	F-20		F-18-1
-1		F-18-1	33719-077-671	F-20-1		F-18-2
-1	33117-246-013	F-18-2	33741-292-610	F-20		
-3	33120-230-621	F-18-1	33741-340-670	F-4	38000	
-12	33120-246-621	F-18-1	33743-342-670	F-4		
	33120-246-700	F-18-2	33905-303-003	F-18	38100-303-004	F-22
	33120-304-610	F-18			38100-304-620	F-22
	33130-237-600	F-18	34000		38100-336-730	F-22
	33130-246-003	F-18-2			38300-304-620	F-21
-10	33130-286-622	F-18-1	34901-202-600	F-18	38301-336-000	F-21
-10	33400-304-610	F-19	34901-246-701	F-18-2		
-10	33400-304-611	F-19	34902-202-600	F-18	40000	
-10	33400-336-000	F-19-1	34902-259-000	F-17		
-10	33400-336-730	F-19-1		F-18	40510-316-670B	F-13
-10	33401-292-003	F-19-1		F-18-1	40530-304-000	F-13
-10	33402-268-610	F-19		F-18-2	40531-216-003	F-13
-10	33402-268-671	F-19-1	34905-212-000	F-19-1	40543-240-000	F-12
-11	33402-336-000	F-19-1	34906-041-671	F-20-1		
-11	33403-285-010	F-19	34906-098-931	F-20-1	41000	
-11	33406-268-671	F-19-1				
-11	33407-284-000	F-19-1	35000		41201-247-000	F-12
-11	33408-284-000	F-19-1			41241-222-000	F-12
-11	33410-292-610	F-19	35010-336-611	F-22		
-21	33411-285-000	F-19	35010-336-621	F-22	42000	
-21	33413-285-000	F-19	35100-303-003	F-22		
-22	33450-303-650	F-19-1	35100-303-007	F-22	42301-304-971	F-12
-22	33450-304-610	F-19	35150-246-620	F-18	42304-240-000	F-12
-22	33450-304-611	F-19		F-18-1	42313-240-000	F-12
-22	33450-336-730	F-19-1	35250-300-033	F-1	42601-240-010	F-12
-22	33453-292-003	F-19-1	35250-319-003	F-1	42620-230-010	F-12
-22	33460-292-610	F-19	35300-316-670	F-1	42701-240-000	F-12
-22	33600-304-610	F-19	35300-336-610	F-1	42711-240-019	F-12
-22	33600-304-611	F-19	35300-342-600	F-1	42711-304-013	F-12
-22	33600-304-970	F-19-1	35315-235-000	F-1	42711-304-016	F-12
-21	33600-336-730	F-19-1	35317-001-310	F-1	42712-304-003	F-12
-21	33602-323-631	F-19-1	35317-235-000	F-1	42712-304-006	F-12
-21	33605-292-610	F-19	35317-310-810	F-1	42713-304-003	F-12
-21	33606-303-000	F-19-1	35318-259-000	F-1	42713-304-006	F-12
-10	33607-307-670	F-19-1	35340-320-670	F-1	42713-389-009	F-5
-16	33610-292-610	F-19	35350-336-000	F-22		F-12
-21	33610-306-670	F-19-1	35357-303-010	F-22		
-21	33650-304-610	F-19	35752-216-003	E-10		
-21	33650-304-611	F-19	35753-286-003	E-10		

PART No. INDEX

Part No.	Block No.	Part No.	Block No.	Part No.	Block No.	Part No.	Block No.
43000		50156-304-010B	F-9	52401-304-000	F-11	77216-33	
43100-240-000	F-12	50157-303-000	F-16	52410-235-000	F-11	77220-33	
43120-240-000	F-12	50301-200-315	F-3	52421-292-670XW	F-11	77221-33	
43141-304-000	F-12	50301-268-305	F-3	52424-292-000	F-11	77222-33	
43151-240-000	F-12	50302-200-305	F-3	52485-303-000	F-11	77230-33	
43410-307-000	F-12	50316-336-000	F-11				
43431-304-000	F-13	50352-303-010B	F-16	53000		8000	
43434-240-000	F-12	50352-351-000	F-16	53100-315-600	F-2	80100-30	
43451-307-000	F-15	50353-303-010B	F-16	53100-336-000	F-2	80100-30	
		50354-303-000	F-16	53100-336-610	F-2	80100-30	
44000		50355-303-000	F-16	53133-303-000	F-2	80100-30	
44301-304-971	F-5	50375-303-010B	F-22	53139-286-000	F-2	80101-2	
44311-240-000	F-5	50402-351-000	F-22	53165-283-000	F-1	80121-2	
44601-235-010	F-5	50500-303-030B	F-15	53166-283-000	F-1	80121-3	
44620-235-000	F-5	50500-336-000B	F-15	53170-286-670	F-1	80122-2	
44701-235-000	F-5	50523-303-000	F-15	53170-369-700	F-1	80122-3	
44711-240-000	F-5	50526-286-000	F-15	53180-286-000	F-1	80123-2	
44711-240-019	F-5	50530-303-000B	F-15	53190-286-670	F-1	80134-2	
44712-216-000	F-5	50530-351-000	F-15	53190-369-700	F-1		
44712-216-009	F-5	50610-303-010B	F-14	53192-268-000	F-1	830	
44712-315-009	F-12	50611-336-000	F-15	53200-338-000B	F-3		
44713-205-000	F-5	50661-303-000	F-14	53200-342-730B	F-3	83151-	
44806-235-000	F-5	50711-303-030B	F-14	53211-200-305	F-3	83500-	
44830-343-670	F-17	50713-333-000	F-14	53212-200-305	F-3	83541-	
44830-351-000	F-17	50714-333-000	F-14	53214-200-000	F-3	83551-	
44831-307-000	F-17	50721-303-030B	F-14	53215-200-000	F-3	83600-	
		51000		53215-317-000	F-3	83611-	
45000		51400-336-000	F-4	53215-336-000	F-9	83611-	
45100-304-000	F-5	51401-216-000	F-4	53220-303-000	F-3	83616-	
45106-235-000	F-5	51402-240-000	F-4	53230-316-670	F-2	83618-	
45120-235-000	F-5	51410-336-000	F-4	53600-051-000	F-3	83618-	
45131-235-010	F-5	51420-336-000	F-4	53600-230-000	F-3	84	
45132-235-000	F-5	51443-222-000	F-4	53600-303-007	F-3		
45133-235-000	F-5	51446-222-000	F-4		F-9		
45133-345-000	F-5	51446-222-000	F-4	53631-268-020	F-3	84701-	
45133-345-770	F-5	51500-336-000	F-4		F-9	84701-	
45134-250-000	F-12	51520-336-000	F-4		F-9	84701	
45410-336-000	F-5	51602-336-680HX	F-4	61000		84702	
45420-336-000	F-5	51602-336-680L X	F-4	61100-315-000XW	F-3	84705	
45431-336-000	F-5	51602-336-680MU	F-4	61301-329-610HX	F-18	84706	
45432-283-000	F-5	51603-315-000	F-4		F-18		
45450-235-010	F-1	51606-336-680HX	F-4	61301-329-610L X	F-18	87121	
45450-304-611	F-1	51606-336-680L X	F-4	61301-329-610MU	F-18	87122	
45450-351-000	F-1	51606-336-680MU	F-4		F-18	87125	
45461-222-000	F-5	51608-235-000	F-4	61301-336-610HX	F-18	87125	
45465-028-000	F-3	51611-240-000HX	F-4		F-18	87126	
45465-270-000	F-1	51611-240-000L X	F-4	61301-336-610L X	F-18	87501	
		51611-240-000MU	F-4	61301-336-610MU	F-18	87501	
		51622-216-670	F-4		F-18	87501	
		51624-315-000	F-4	61301-336-680HX	F-18	87501	
		52000		61301-336-680L X	F-18	87501	
46000		52100-336-000B	F-13	61301-336-680MU	F-18	87501	
46500-336-000	F-15	52108-240-300	F-13			87501	
46510-351-000	F-15	52108-356-006	F-13	77000		87501	
46514-303-000	F-15	52109-222-810	F-13	77200-336-000A	F-9	87501	
46541-354-000	F-15	52121-354-000	F-13	77201-336-300	F-9	87501	
		52141-240-000	F-13	77204-286-020	F-9	87501	
50000		52144-268-000	F-13	77205-286-000	F-9	87501	
50100-336-010B	F-16	52144-356-003	F-13	77210-336-300	F-9	87501	
50100-336-610B	F-16	52144-356-005	F-13	77214-336-004	F-9	87501	
50100-336-620B	F-16	52145-268-000	F-13	77215-336-004	F-9	87501	
50100-336-730B	F-16	52145-329-000	F-13	77216-316-000	F-9		
50142-336-000	F-22	52400-304-010XW	F-11				

PART No. INDEX

Block No.	Part No.	Block No.	Part No.	Block No.	Part No.	Block No.
11	77216-336-004	F-9	88000		90512-303-000	F-15
11	77220-336-300	F-9			90518-921-000	F-2
11	77221-336-300	F-9	88110-240-000	F-1	90524-030-000	F-12
11	77222-336-300	F-9	88110-304-621	F-1	90525-030-000	F-7
11	77230-336-000	F-9	88110-323-610	F-1		F-12
			88120-235-000	F-1		F-17
	80000		88120-304-621	F-1		F-21
			88120-323-610	F-1		F-22
2	80100-304-610XW	F-10			90526-216-000	F-13
2	80100-336-620XW	F-10	90000		90527-230-000	F-11
2	80100-336-730XW	F-10			90528-246-000	F-12
2	80100-338-000XW	F-10	90002-302-000	E-18	90533-286-000	F-5
1	80101-283-000	F-22	90012-200-000	E-3	90539-011-000	E-2
1	80121-216-000	F-10	90012-333-000	E-3	90543-273-000	F-4
1	80121-315-731	F-10	90013-230-000	E-18	90549-121-000	F-5
1	80122-216-010	F-10	90014-286-000	E-10	90557-230-000	F-4
1	80122-315-730	F-10	90015-286-000	E-15		F-5
1	80123-216-010	F-10	90015-303-010	E-5	90563-304-000	F-20-1
1	80134-216-620	F-10	90017-303-010	E-5	90581-310-000	F-20-1
1				E-17	90583-315-670	F-19-1
1	83000		90023-200-000	E-14	90603-200-000	E-15
3			90031-230-000	E-17	90605-200-000	E-13
3	83151-805-000	F-23	90032-230-000	E-17	90605-230-000	E-5
3	83500-306-000B	F-10	90041-259-000	E-1	90664-216-000	F-12
3	83541-286-000B	F-10	90044-259-000	E-1	90701-216-000	E-16
3	83551-300-000	F-7	90108-230-000	F-15	90701-250-000	E-10
3	83600-336-000	F-21	90109-342-000	F-3	90702-230-000	E-13
3	83611-307-000	F-21	90111-362-000	F-2	90811-200-010	E-12
9	83611-354-000	F-21	90114-310-000	F-1	90841-001-000	F-16
3	83616-307-000	F-21	90119-205-000	F-12	90901-230-000	E-9
2	83618-307-000	F-21	90121-303-010	F-13		
3	83618-323-000	F-21	90126-292-000	F-5	91000	
3			90127-240-010	F-12		
9	84000		90128-216-000	F-12	91002-200-000	E-13
3			90133-107-000	F-13	91101-205-010	E-12
9	84701-304-000B	F-20-1	90154-268-670	F-19-1	91101-253-020	E-10
3	84701-304-610B	F-20	90154-346-610	F-19	91102-230-000	E-12
9	84701-304-620B	F-20-1		F-19-1	91201-246-003	E-2
	84702-307-000	F-20-1	90162-283-000	F-20-1	91201-246-005	E-2
	84705-292-000	F-20	90162-292-000	F-20	91201-283-000	E-14
	84706-286-000	F-20-1	90162-303-000	F-10		E-15
3		F-22	90162-351-000	F-10	91202-246-003	E-13
18	84706-307-000	F-21	90171-303-000	F-22	91202-246-005	E-13
18-1			90206-246-000	E-3	91203-200-000	E-16
18	87000		90231-200-010	E-12	91205-222-003	E-9
18			90301-303-000	F-22	91205-222-005	E-9
18-1	87121-336-000	F-6	90304-240-000	F-3	91206-200-000	E-13
18	87122-336-000	F-6	90309-315-000	F-11	91211-286-003	E-2
18-1	87125-041-680	F-16	90313-567-000	F-7	91251-230-000	F-5
18	87125-336-000	F-7	90321-315-670	F-1	91252-230-000	F-5
18	87126-336-000	F-7	90354-268-000	F-13	91255-315-003	F-4
18-1	87501-336-610	F-16	90407-205-000	E-18	91257-230-000	F-12
18-2	87501-336-620	F-16	90417-001-000	E-5	91301-200-000	E-1
18-2	87501-336-730	F-16	90431-216-010	E-12	91301-283-000	E-5
18-2	87505-336-680	F-13	90433-283-000	E-8		E-9
	87505-336-681	F-13	90441-028-010	E-2	91302-001-000	E-6
	87505-351-650	F-13	90441-286-000	E-1	91302-216-000	E-1
	87506-336-680	F-10		E-17	91305-028-158	E-3
9	87511-323-670	F-16	90451-303-000	E-13	91305-200-020	E-6
9	87560-323-611A	F-6	90458-286-000	E-2	91307-200-010	E-8
9	87560-323-611B	F-6	90472-500-000	E-5	91309-283-000	E-11
9	87560-323-621A	F-6		E-17	91354-702-000	E-9
9	87560-323-621B	F-6	90481-035-000	E-4		
9	87560-323-670A	F-6		E-5	92000	
9	87560-323-670B	F-6	90501-310-000	F-1		
9			90503-222-000	F-3	92000-05012-0A	E-3

PART No. INDEX

Part No.	Block No.	Part No.	Block No.	Part No.	Block No.
92000-05020-0A	F-20-1	93481-06010	F-13	94001-06000	F-1
92000-06008	F-4	93481-06012	F-7		F-1
92000-06010	E-3		F-10		F-1
	E-13		F-21		F-1
92000-06012	F-7	93481-06014	F-14		F-1
	F-10	93481-06016	F-3		F-1
	F-13		F-13		F-1
	F-21		F-21		F-1
92000-06014	F-10	93481-06036	F-12		F-1
	F-14	93481-08016	F-9		F-1
92000-06016	F-3	93481-08020	F-9		F-1
	F-9	93482-06016	F-9	94001-08000-0S	E-1
	F-13	93482-08016	F-14		F-1
	F-21	93482-08020	F-14		F-1
92000-06020	E-7	93482-08036	F-15		F-1
	E-14	93482-10025	F-14		F-1
92000-06025	E-15	93483-08020	F-14		F-1
	E-16	93500-03006-0A	F-6		F-1
	F-19		F-18-2	94001-10000-0S	F-1
	F-19-1	93500-03008-0A	F-3		F-1
	F-21		F-9		F-1
92000-06028-02	F-19	93500-03010-0A	F-19		F-1
	F-19-1	93500-03045-0B	F-20	94002-06000	E-1
92000-06028	E-10	93500-04050-0A	F-20-1		F-1
92000-06030	E-5	93500-05006-0A	F-1	94002-10000-0S	F-1
92000-06032	E-8	93500-05008-0A	E-2	94011-14020-0S	F-1
	E-9		F-19-1		F-1
	E-18	93500-05025-0A	F-1	94021-08000-0S	E-1
	F-5	93500-06008-02	F-4	94030-08000	E-5
92000-06036	E-18	93500-06010	E-10	94031-08000	F-1
	F-12	93500-06012	E-11	94101-03000	F-3
92000-06040	F-22		F-9		F-9
92000-06045	F-22	93500-06016	E-19	94101-04000	E-2
92000-06050	E-18		F-6	94101-05000	E-2
92000-06080	E-17	93500-06020-49	F-10		E-1
92000-06100	E-18	93500-06020	E-2	94101-06000	E-9
92000-08016-0A	F-9		E-9		E-1
	F-14		E-10		E-1
	F-17	93500-06025	E-11		F-3
92000-08020-0A	F-9	93500-06032	E-9		F-4
	F-11	93500-06040	E-6		F-5
	F-14		E-9		F-7
92000-08030-0A	F-3	93500-06050	E-6		F-10
92000-08032-0A	F-3		E-9		F-11
92000-08032-0B	F-11	93600-04016-0A	E-8		F-11
92000-08040-0A	F-16	93600-06012	E-14		F-11
92000-08065-0A	F-16	93600-06015	E-5		F-11
92000-08080-0A	F-16	93600-06020	E-10		F-11
92000-08100-0A	E-17	93617-05020-0A	F-5		F-11
	E-18	93700-03025-0B	F-19-1		F-2
92000-10020-0B	F-18	93700-03045-0B	F-19		F-2
	F-18-1	93700-03048-0B	F-19	94101-08000	E-1
	F-18-2	93700-05010-0B	F-18		F-2
92000-10025-0A	F-14		F-18-1		F-8
92000-10106-0A	F-16		F-18-2		F-9
92200-08036-0A	F-15	93700-05016-0A	E-2		F-1
92200-08040-0A	F-16	93700-06016	E-6		F-1
92200-08063-0A	F-16	93700-06032	E-2		F-1
92200-08080-0A	F-16	93700-06045	E-9		F-1
92200-10106-0A	F-16				F-2
92700-06032	E-17	94000			F-2
				94101-10000	F-1
93000		94001-03000-0S	F-18-2		F-1
		94001-05000-0S	F-20		F-1
93000-08036-0B	F-2	94001-06000	E-1		F-1
93200-08028-0A	F-5		E-4	94101-10200	F-1

PART No. INDEX

Block No.	Part No.	Block No.	Part No.	Block No.	Part No.	Block No.
F-1		F-3	95011-64000	F-8	99124-304-0380	E-19
F-5	94102-08000	F-9	95012-15000	F-21	99500-04006-0A	E-2
F-7		F-12	95014-22200	F-2		
F-8	94108-13000	F-18-2	95014-33200	F-2		
F-9	94111-03000	E-2	95014-51100	F-1		
F-10	94111-04000	E-10	95014-62300	F-22		
F-12	94111-06000	E-11	95014-71801	F-15		
F-17		E-19	95014-72201	F-15		
F-19		F-9	95014-73300	F-15		
F-19-1		F-10	95014-92100	E-13		
F-22		F-21	95015-32000	F-15		
E-1		F-22	95015-32001	F-15		
F-2		E-11	95015-42000	F-15		
F-8	94111-06800	F-9	95015-51000	F-15		
F-9	94111-08000	F-13	95015-52000	F-15		
F-13		F-14	95015-62000	F-14		
F-16		F-15	95015-72200	F-14		
F-17		F-16	95015-82000	F-14		
F-1		F-17	95015-91000	F-14		
F-16		F-14	95020-11200	F-3		
F-19	94111-10000	F-16	95700-06028	E-10		
F-19-1		F-18	95700-06032	E-18		
E-11		F-18-1	95700-06050	E-18		
F-21		F-18-2	95700-06080	E-17		
F-15		F-19	95700-06100	E-18		
F-5	94111-10200	F-19-1				
F-12		E-19	96000			
E-1	94201-10150	F-15				
E-5	94201-16120	F-14	96140-63020	F-5		
F-12	94201-16150	F-5		F-12		
F-3	94201-20180	F-12	96201-30000	E-9		
F-9		F-5	96211-08000	F-3		
E-2	94201-20220	F-10				
E-2	94201-20350	F-15	97000			
E-19	94201-25250	F-12				
E-9	94201-30280	F-5	97367-52172-1	F-12		
E-17	94201-30300	F-12	97394-52156-1	F-5		
E-18	94251-06000	F-13	97605-52171-1	F-12		
F-3		F-9	97688-52155-1	F-5		
F-4	94251-08000	E-9				
F-5	94301-06100	E-9				
F-7	94301-08100	E-1	98000			
F-10	94301-10140	E-4				
F-12		E-6	98066-58714	E-1		
F-13		E-17	98200-11500	F-21		
F-14		E-9				
F-15	94302-06100	E-15	99000			
F-19	94510-12000	E-16				
F-19-1	94510-20000	E-8	99001-08120	F-23		
F-20-1	94510-26000	F-4	99001-10120	F-23		
F-21	94536-41120	F-4	99001-10140	F-23		
E-18	94570-31000	F-4	99001-14170	F-23		
F-2	94580-31000	F-4	99001-17190	F-23		
F-8	94602-31200	F-4	99002-13500	F-23		
F-9	94603-31200	F-4	99003-10000	F-23		
F-11	94605-10101	F-4	99003-20000	F-23		
F-13	94608-10000	F-4	99003-30000	F-23		
F-14			99003-40000	F-23		
F-17	95000		99003-50000	F-23		
F-20			99004-18001	F-23		
F-20-1	95001-35330-40	E-19	99005-02000	F-23		
F-18	95001-45200-40	F-6	99006-12000	F-23		
F-18-1	95001-55200-40	F-6	99006-19000	F-23		
F-18-2	95002-02070	E-19	99007-45000	F-23		
F-19	95002-02080	F-6	99008-02000	F-23		
F-19-1	95002-02100	F-6	99114-246-0920	E-19		
	95011-31000	F-14				